





Art Department



Dennis Devoy

www.art-dept.com


Art Department



Dennis Devoy

www.art-dept.com



Art Department



Dennis Devoy

www.art-dept.com

Art Department



Dennis Devoy

www.art-dept.com

Art Department



Dennis Devoy

www.art-dept.com

Art Department



Dennis Devoy

www.art-dept.com

Art Department



Dennis Devoy

www.art-dept.com


Art Department



Dennis Devoy

www.art-dept.com


Art Department



Dennis Devoy

www.art-dept.com

Art Department



Dennis Devoy

www.art-dept.com

Art Department



Dennis Devoy

www.art-dept.com

Art Department



Dennis Devoy

www.art-dept.com

Art Department



Dennis Devoy

www.art-dept.com

Art Department



Dennis Devoy

www.art-dept.com

Art Department



Dennis Devoy

www.art-dept.com


Art Department



Dennis Devoy

www.art-dept.com

Art Department



Dennis Devoy

www.art-dept.com

Art Department



Dennis Devoe

www.art-dept.com

Art Department



Dennis Devo

www.art-dept.com

Art Department



PHOTOGRAPHY BY HANS FEUER

Nature

Swiss photographer Hans Feuer takes fashionable artifice to the beach in this perverse trip into...



NO-KNOT BRAID

Rather than knotting the hair, weave in strips of fabric to hold the style. It's practical because it keeps your hair off your face, useful because when you take it down you get a cool wave through the ends, and it's a fresher take on the traditional beach braid you've seen a million times before.

HOW TO DO IT: Gather your hair into a ponytail on the top of your head using a thin elastic band. Split into two sections, hold far apart, then lay a scarf or fabric strip across the middle to form a cross. Cross each section over to the opposite side, alternating between scarf ends to form the knots. Secure with a no-snap elastic band and trim in place along the neckline.

This page: Sila Top; Zimmerman; Cotton hair scarf; stylist's own; Opposite: Cotton top; Philosophy at Lorenzo; Slatorm; Metal hair clip; stylist's own

Gil Lee Benaim

Dennis Devoy

www.art-dept.com

Art Department



Dennis Devo

www.art-dept.com

Art Department



Dennis Devoy

www.art-dept.com

Art Department



Dennis Devoy

www.art-dept.com

Art Department



理想への憧れ。
ファッションの世界で活躍するアーティスト
のポートレート。その魅力と個性を
伝えるべく、アートディパルメント
が、ファッション界の新星として
注目されている、個性派アーティスト
のポートレートシリーズを制作。
その魅力を伝えるべく、アートディパルメント
が、ファッション界の新星として
注目されている、個性派アーティスト
のポートレートシリーズを制作。

Dennis Devoy

www.art-dept.com

Art Department



Dennis Devoy

www.art-dept.com

Art Department



Dennis Devoy

www.art-dept.com

Art Department



В
че
но
мо
ло
до
и

Бренд Emilio Pucci самый яркий, веселый и дерзкий. А между тем модному Дому уже 60. О создателях истинного итальянского стиля с русскими корнями и британским преемником рассказывает Тина Айзек. Фотограф: KT Auleta.

Шерстяной джемпер, жакет из искусственной овечьей шерсти, шелковые шарфы, очки из пластика, браслеты из дерева и металла, на Emilio Pucci, хлопок, платки, жакет из хлопка, все Emilio Pucci © 2009.



Long manteau en laine imprimée, VALENTINO.
Haut en organza, KRASO.
Cinturino, MELBY BERCANTALE.
Chapeau, RALPH LAUREN COLLECTION.



Dennis Devooy

www.art-dept.com

Art Department



Dennis Devo

www.art-dept.com

Art Department



Dennis Devo

www.art-dept.com

Art Department



Dennis Devoey

www.art-dept.com


Art Department



Dennis Devoy

www.art-dept.com


Art Department



Dennis Devoy

www.art-dept.com

Art Department



Dennis Devoy

www.art-dept.com