

Art Department



Sharon Williams

www.art-dept.com

Art Department



Sharon Williams

www.art-dept.com

Art Department



Sharon Williams

www.art-dept.com

Art Department



Sharon Williams

www.art-dept.com

Art Department



the **All** **Right**

×
WITH THE NEW FILM *THE SPY WHO DUMPED ME*,
OUTLANDER SENSATION **SAM HEUGHAN** IS ON THE
VERGE OF OUTGROWING CABLE TV STARDOM. HERE ARE
HIS SECRETS TO GETTING BIG-SCREEN BUFF.
BY MARJORIE KORN / PHOTOGRAPHS BY TURE LILLEGRAVEN

Moves



BEFORE WE LINK UP in New York City, Sam Heughan has already had a full day. He'd gone early to a movie special effects studio in Brooklyn, where he'd been stripped down to his briefs and had sensors placed over his body, face, and hands, which recorded his topography for hours. It's preproduction for a just-announced movie, *Bloodshot*, based on the Valiant comic book. He had also squeezed in a six-mile run along the East River and planned to hit the gym before dinner.

For most actors, an exact rendering of an action hero would necessitate weeks of preparation—an austere diet, a slavish gym regimen—but Heughan is nearly as much athlete as actor. His physicality is central to the role of Jamie Fraser, the broad-chested, rakish Scottish soldier he plays on the time-travel drama *Outlander* on Starz. "My character is always in some scrape: fighting, horse riding, saving his wife from some sort of villain," Heughan says. "And he takes his clothes off quite a lot, as well."

Let's pause for a moment. If perhaps you've not been introduced to Heughan, ask your wife, your mom, or your grandma's canasta group about him, and listen to them kvell. He's an international phenomenon. Some of his devoted fans call themselves Heughan's Heughligans. And the romance between Fraser and the time-traveling nurse Claire,

THE WORKOUT

Over the next few pages is a variation of the do-anywhere, equipment-free workout Heughan used to get ready for his role in *The Spy Who Dumped Me*. Created by his Scotland-based trainer, John Valbonesi, the moves focus on mobility, high-intensity bursts, and strength building. Follow along with Heughan as he demos the workout, which begins with a 5-minute jog to get the blood pumping. Go through each of the 4 parts [mobility warmup, cardio warmup, high-intensity supersets, and core finisher]. The whole thing should take an hour.

Sharon Williams

www.art-dept.com

Art Department



Sharon Williams

www.art-dept.com

Art Department



Sharon Williams

www.art-dept.com

Art Department



Sharon Williams

www.art-dept.com

Art Department



Sharon Williams

www.art-dept.com

Art Department



Sharon Williams

www.art-dept.com

Art Department



Sharon Williams

www.art-dept.com

Art Department



Sharon Williams

www.art-dept.com

Art Department



Sharon Williams

www.art-dept.com

Art Department



Sharon Williams

Art Department



Sharon Williams

www.art-dept.com

Art Department



Sharon Williams

www.art-dept.com

Art Department



Sharon Williams

www.art-dept.com

Art Department



Sharon Williams

www.art-dept.com

Art Department



Sharon Williams

Art Department



Sharon Williams

www.art-dept.com

Art Department



Sharon Williams

www.art-dept.com

Art Department



◀ A | B ▶

1) TAP DANCER

Stand with your feet hip-width apart and squat until knees are bent almost 90 degrees. Keep the weight on your right leg as you extend your left leg back and swing your left arm forward (right arm goes back) **[A]**. Bring your leg in as you switch arms, then extend your left leg out to the side, toes pointed, as you swing your left arm forward again **[B]** to complete 1 rep. Continue, alternating positions. Switch sides halfway through the set.

Sharon Williams

www.art-dept.com

Art Department



Sharon Williams

www.art-dept.com

Art Department



Sharon Williams

www.art-dept.com

Art Department



Sharon Williams

www.art-dept.com

Art Department



Sharon Williams

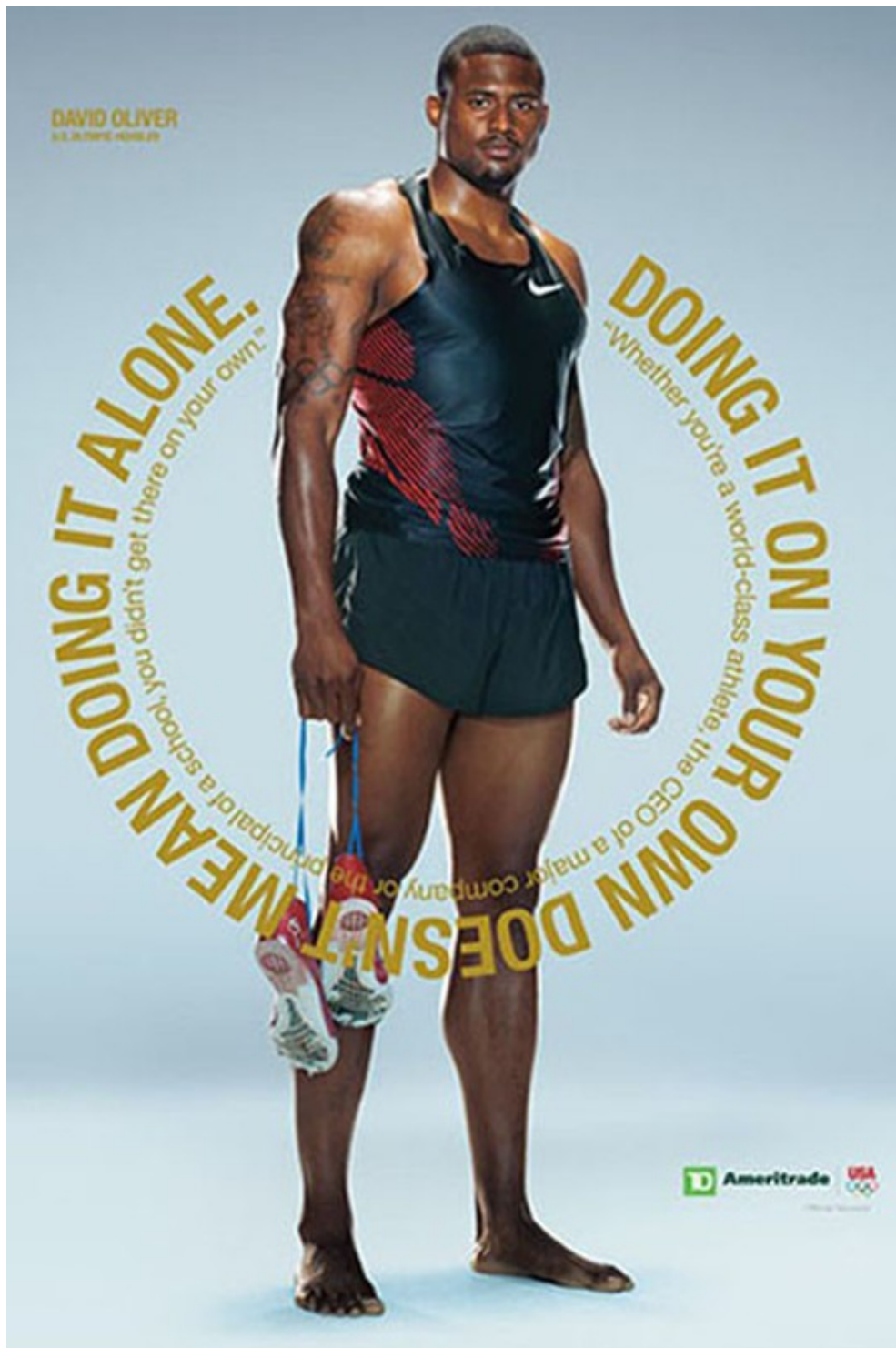
www.art-dept.com

Art Department



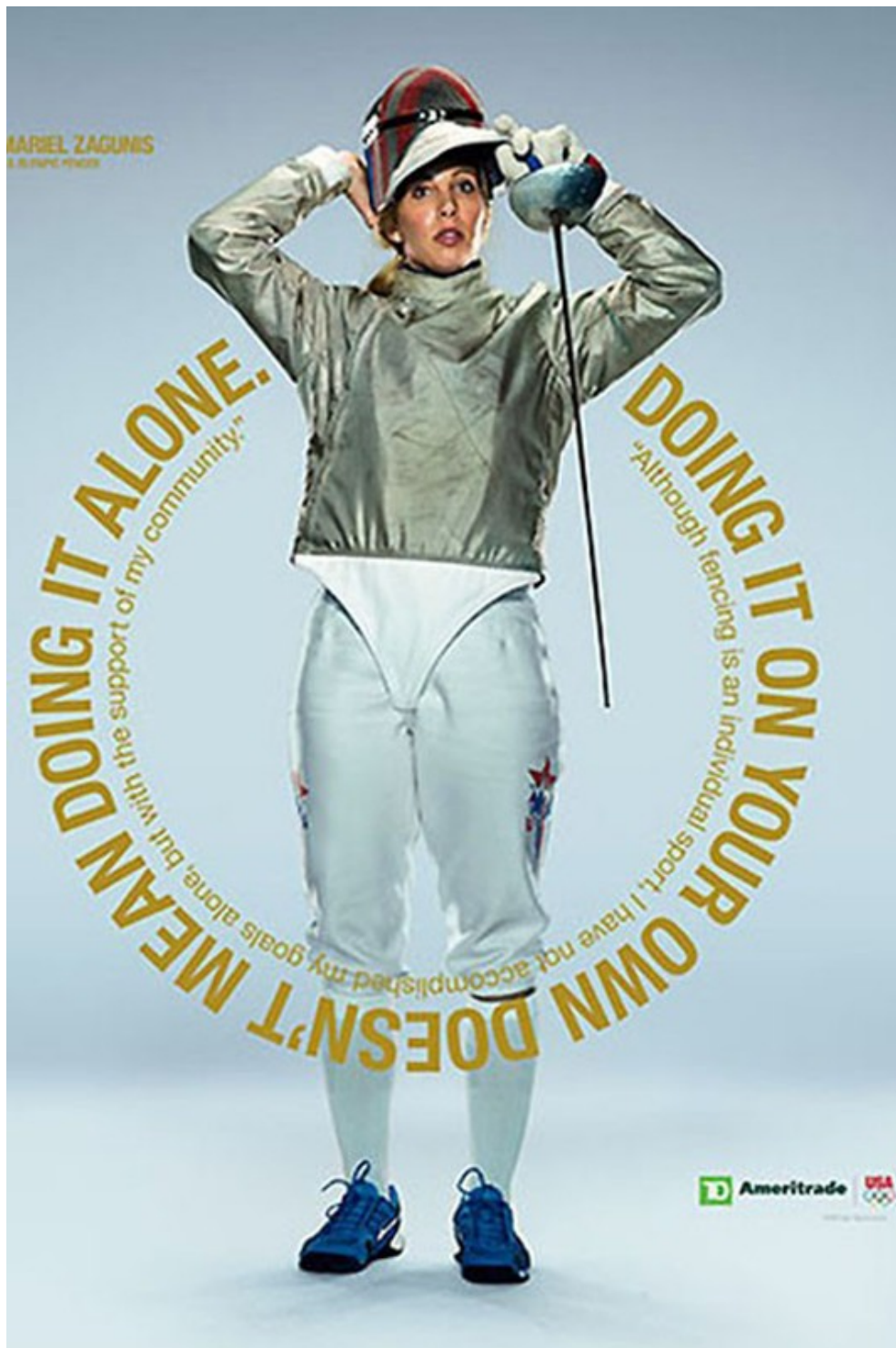
Sharon Williams

Art Department



Sharon Williams

Art Department



Sharon Williams

Art Department



Sharon Williams

Art Department



Sharon Williams

www.art-dept.com

Art Department



Sharon Williams

www.art-dept.com

Art Department



Sharon Williams

Art Department



Sharon Williams

www.art-dept.com

Art Department



Sharon Williams

www.art-dept.com

Art Department



Sharon Williams

www.art-dept.com


Art Department



Sharon Williams

www.art-dept.com

Art Department



Sharon Williams

www.art-dept.com


Art Department



Sharon Williams

www.art-dept.com

Art Department



Sharon Williams

www.art-dept.com

Art Department



Sharon Williams

www.art-dept.com

Art Department



*Buddy up
for safety when
you can.
If you're head-
ing out solo,
always let
someone know
where you're
going and
when, just in
case you get
injured and
don't have your
phone
(or service).*

Sharon Williams

www.art-dept.com

Art Department



Sharon Williams

www.art-dept.com

Art Department



I will do more than just move forward
I will bend but never break
I will keep coming around like a boomerang

AMXCGETG
engineered by speedo

Amanda Beard // Olympic Gold Medalist //

 **accelerate**
engineered by speedo
2005 Women's Activewear | www.SpeedoUSA.com
Speedo® and  are registered trademarks of and used under license from Speedo International Limited

Sharon Williams

www.art-dept.com

Art Department



Sharon Williams

www.art-dept.com

Art Department



Sharon Williams

www.art-dept.com

Art Department



Sharon Williams

www.art-dept.com

Art Department



Sharon Williams

www.art-dept.com

Art Department



Sharon Williams

www.art-dept.com

Art Department



Sharon Williams

www.art-dept.com

Art Department



Sharon Williams

www.art-dept.com

Art Department



Sharon Williams

www.art-dept.com

Art Department



Sharon Williams

www.art-dept.com

Art Department



Sharon Williams

www.art-dept.com