

Art Department



Andriani Vasiliou

www.art-dept.com

Art Department



Andriani Vasiliou

www.art-dept.com

Art Department



Andriani Vasiliou

www.art-dept.com

Art Department



Andriani Vasiliou

www.art-dept.com

Art Department



Andriani Vasiliou

www.art-dept.com

Art Department



Andriani Vasiliou

www.art-dept.com

Art Department



Andriani Vasiliou

www.art-dept.com

Art Department



Andriani Vasiliou

www.art-dept.com

Art Department



Andriani Vasiliou

www.art-dept.com

Art Department



Andriani Vasiliou

www.art-dept.com

Art Department



Andriani Vasiliou

www.art-dept.com

Art Department



Andriani Vasiliou

www.art-dept.com

Art Department



Andriani Vasiliou

www.art-dept.com

Art Department



Andriani Vasiliou

www.art-dept.com

Art Department



Andriani Vasiliou

www.art-dept.com

Art Department



Andriani Vasiliou

www.art-dept.com

Art Department



Andriani Vasiliou

www.art-dept.com

Art Department



Andriani Vasiliou

www.art-dept.com

Art Department



Andriani Vasiliou

www.art-dept.com

Art Department



Andriani Vasiliou

www.art-dept.com

Art Department



Andriani Vasiliou

www.art-dept.com

Art Department



Andriani Vasiliou

www.art-dept.com

Art Department



Andriani Vasiliou

www.art-dept.com

Art Department



Andriani Vasiliou

www.art-dept.com

Art Department



Andriani Vasiliou

www.art-dept.com

Art Department



Andriani Vasiliou

www.art-dept.com

Art Department



Andriani Vasiliou

www.art-dept.com

Art Department



Andriani Vasiliou

www.art-dept.com

Art Department



Andriani Vasiliou

www.art-dept.com

Art Department



Andriani Vasiliou

www.art-dept.com

Art Department



Andriani Vasiliou

www.art-dept.com

Art Department



Andriani Vasiliou

www.art-dept.com

Art Department



Andriani Vasiliou

www.art-dept.com

Art Department



Andriani Vasiliou

www.art-dept.com

Art Department



Andriani Vasiliou

www.art-dept.com

Art Department



Andriani Vasiliou

www.art-dept.com

Art Department



Andriani Vasiliou

www.art-dept.com

Art Department



Andriani Vasiliou

www.art-dept.com

Art Department



Andriani Vasiliou

www.art-dept.com

Art Department



Andriani Vasiliou

www.art-dept.com

Art Department



Andriani Vasiliou

www.art-dept.com

Art Department



TWO-TONE MOONS
Colour-block these sea-inspired shades, as seen at Peter Som, for a modern, minimalist take on spring/summer's avant-garde nail art. The key to keeping it chic? Parallel lines – make sure the line where the two shades meet mirrors the outer edge of your nails.

**YOUR 4 KEY
NEW-SEASON LOOKS**

Get into the spring of things! We've deconstructed the standout SS14 beauty trends, so you can work them into your look right now

PHOTOGRAPHY: PHOEBE JONES WORDS & STYLING: CHARLOTTE JOLLY

Andriani Vasiliou

www.art-dept.com

Art Department



Andriani Vasiliou

www.art-dept.com

Art Department



Andriani Vasiliou

www.art-dept.com

Art Department



Andriani Vasiliou

www.art-dept.com

Art Department



Andriani Vasiliou

www.art-dept.com

Art Department



Andriani Vasiliou

www.art-dept.com

Art Department



Andriani Vasiliou

www.art-dept.com

Art Department



Andriani Vasiliou

www.art-dept.com

Art Department



Andriani Vasiliou

www.art-dept.com

Art Department



Andriani Vasiliou

www.art-dept.com

Art Department



Andriani Vasiliou

www.art-dept.com

Art Department



Andriani Vasiliou

www.art-dept.com

Art Department



Andriani Vasiliou

www.art-dept.com

Art Department



Andriani Vasiliou

www.art-dept.com

Art Department



Andriani Vasiliou

www.art-dept.com

Art Department



Andriani Vasiliou

www.art-dept.com

Art Department



Andriani Vasiliou

www.art-dept.com

Art Department



Andriani Vasiliou

www.art-dept.com

Art Department



Andriani Vasiliou

www.art-dept.com

Art Department



Andriani Vasiliou

www.art-dept.com

Art Department



Andriani Vasiliou

www.art-dept.com

Art Department



Andriani Vasiliou

www.art-dept.com

Art Department



Andriani Vasiliou

www.art-dept.com

Art Department



Andriani Vasiliou

www.art-dept.com

Art Department



Andriani Vasiliou

www.art-dept.com

Art Department



Andriani Vasiliou

www.art-dept.com


Art Department



Andriani Vasiliou

www.art-dept.com


Art Department



Andriani Vasiliou

www.art-dept.com

Art Department



Andriani Vasiliou

www.art-dept.com

Art Department



Andriani Vasiliou

www.art-dept.com

Art Department



Andriani Vasiliou

www.art-dept.com

Art Department



Andriani Vasiliou

www.art-dept.com

Art Department



Andriani Vasiliou

www.art-dept.com

Art Department



Andriani Vasiliou

www.art-dept.com


Art Department



Andriani Vasiliou

www.art-dept.com

Art Department



ИГРАЮ БЕЛЫМИ

СВОИ ДЛИННЫЕ СВЕТЛЫЕ
ВОЛОСЫ – ГЛАВНУЮ СЕКСУАЛЬНУЮ
ФАНТАЗИЮ МУЖЧИНЫ –
БЛОНДИНКА МОЖЕТ УКЛАДЫВАТЬ
ОЧЕНЬ ПО-РАЗНОМУ

ФОТО: ВЕЛИКАЯ КУЛЬТУРА/ИГОРЬ ПЕЛОВ/IGOR PELOV, JOURNAL NIKITA И PHOTOMEX BOGOSL BARRISTICH

Andriani Vasiliou

www.art-dept.com

Art Department



ТЕМА **MC**

БЕСПОРЯДКИ

Время от времени вы можете позволить себе протест – ненавязчивый. Лучший вариант – эстетично растрепанные волосы в стиле гранж, шарившие на показах Guy Laroche и Isabel Marant. Нанесите на влажные волосы текстурирующий спрей и высушите их феном, заменив круглую щетку расческой. Затем наклоните голову вниз и, выпрямившись, позвольте локонам рассыпаться как попало. Дополнительный объем ограничьте небольшим начесом сзади у шеи. Важный момент: никакого блеска, волосы должны быть матовыми.

Andriani Vasiliou

www.art-dept.com

Art Department



ЕСТЬ РАЗНИЦА

С оттенком светлых волос играть можно и нужно – это дает визуальный объем. Самое модное направление сезона – патинирование, позволяющее приглушить цвет, убавить кукольную яркость. Сталисты и технологи Wella Professionals уже создали специальную коллекцию Instamatic в серии крем-краски Color Touch. Оттенок «Дымчатый аметист» обещает стать большим хитом.

Andriani Vasiliou

www.art-dept.com

Art Department

mcTEMA

ПОГЛАЖИВАНИЕ

Ровный пробор, укладка волосок к волоску... Единственная вольность – удлиненная челка, нарушающая симметрию концов. Вдохновение ищите у Eike Saab и A.F. Vandevorst, а для выпрямления запаситесь утюжком и разглаживающими средствами с надежной термозащитой.



PHOTO: BENJAMIN KAUFMANN / FOLIO | © COMU MODEL, JOHANN HALLPIN & PREMIER MODEL MANAGEMENT

Andriani Vasiliou

www.art-dept.com

Art Department



Andriani Vasiliou

www.art-dept.com

Art Department



Andriani Vasiliou

www.art-dept.com

Art Department



Andriani Vasiliou

www.art-dept.com

Art Department



Andriani Vasiliou

www.art-dept.com

Art Department



Andriani Vasiliou

www.art-dept.com

Art Department



Andriani Vasiliou

www.art-dept.com

Art Department



Andriani Vasiliou

www.art-dept.com

Art Department



Andriani Vasiliou

www.art-dept.com

Art Department



Andriani Vasiliou

www.art-dept.com

Art Department



Andriani Vasiliou

www.art-dept.com

Art Department



Andriani Vasiliou

www.art-dept.com

Art Department



Andriani Vasiliou

www.art-dept.com

Art Department



Andriani Vasiliou

www.art-dept.com

Art Department



Andriani Vasiliou

www.art-dept.com

Art Department



Andriani Vasiliou

www.art-dept.com

Art Department



Andriani Vasiliou

www.art-dept.com

Art Department



Andriani Vasiliou

www.art-dept.com

Art Department



Andriani Vasiliou

www.art-dept.com

Art Department



Andriani Vasiliou

www.art-dept.com

Art Department



Andriani Vasiliou

www.art-dept.com

Art Department



Andriani Vasiliou

www.art-dept.com

Art Department



Andriani Vasiliou

www.art-dept.com