


Art Department



Charlotte Day

www.art-dept.com


Art Department



Charlotte Day

www.art-dept.com

Art Department



Charlotte Day

www.art-dept.com

Art Department



Charlotte Day

www.art-dept.com



Art Department



Charlotte Day

www.art-dept.com

Art Department



Charlotte Day

www.art-dept.com

Art Department



Charlotte Day

Art Department



3 DEFINE LIPS AND LASHES

"I love this clean and polished look," says Anais. This is the ultimate '90s supermodel no-makeup make-up – natural but defined. Cheeks pop with a sharp contour (The Sculpting Powder in Medium £35. Kevin Aucom) topped with a fresh flush (The Blush in Peach £31. Dolce & Gabbana). For the ultimate nude pout, line lips with the perennial backstage staple Lip Pencil in Spice £12.50. maccosmetics.co.uk and fill in with Anais' favourite pinky nude, Classic Cream Lipstick in Delight £25.50. Dolce & Gabbana. On eyes? Lashings of The Colossal Go Extreme Mascara £6.99. Maybelline New York. And nails just get one coat of Intense Nail Lacquer in Perfection £18.50. Dolce & Gabbana ▶

228

229

Charlotte Day

www.art-dept.com

Art Department



4 ADD DRAMA

Amp up eyes without looking too make-up-heavy by sticking to skintone-flattering hues. "At night, I like to play up my eyes, but I still want it to look fresh," says Anais. Here, we smocked her eyes with a shimmering chestnut brown (Eye Shadow in Antiqued #13 maccosmetics.co.uk) which complements her colouring. Teamed with a dab of Lip2Cheek in Illusive #28 RMS Beauty on both lips and cheeks, the look is all brows and effortless. Add depth to nails with two coats of Intense Nail Lacquer in Chocolate #18.50 Dolce & Gabbana.

Dress and veil (opposite page) both Dolce & Gabbana

Styled by Alessandra Storti
 Assisted by Dominique Tournay
 Model: Anais Mali at Five London CMA
 Makeup: Charlotte Day at Six Management
 Hair: Chuck Amos at Jump Management
 Nails: Sunshine Owing at R177
 Still lifes: Jody Todd



2 ADD CONTOUR AND BROWS

"I love a bit of contouring. I learnt from watching make-up artists do it on me," says Anais. "For pictures, you can go strong, but in real life, you need to follow your skintone up as not to have a line down your face." A dark foundation stick gives a more skin-like finish - try Matte Multiple in Ventane #30 narscosmetics.co.uk if your skin is similar to Anais'. When wearing little make-up, defining the brows creates an illusion of a made-up face. "I don't wear a lot of make-up during the day, but I always do my brows," says Anais. "I like Perfect Eyes & Brows Palette (#35 clairs.co.uk)."

Dress Dolce & Gabbana



1 GO TOTALLY BARE

Anais is wearing no make-up in this shot - granted, it does help that she has envy-inducing skin. All she has on her face is Aurealex Essence #44 Dolce & Gabbana. "It's great for black skin to even out skintone," she says. "I am mixed race - my mum is from Chad and my father is Polish - so I can get pigmentation issues. In summer, I get darker, and in winter, I get a bit yellowish, but this helps to even everything out." ▶

Bra Dolce & Gabbana



3 GO EXTREME NUDE

"I never wear a strong lip and a strong eye together - it looks good in pictures, but in real life it is too heavy for me," says Anais. "I love having no make-up on other than a really deep lip - it looks modern and unexpected." Here, Anais is wearing Classic Cream Lipstick in Amethyst #25.50 Dolce & Gabbana and not much else. @

231

Charlotte Day

www.art-dept.com

Art Department



Charlotte Day

www.art-dept.com

Art Department



Marlies wears NARS.

423



Jessie wears
SONIA RYKIEL
and HEATHER
HURY hat.

IN THIS STORY: *Hair* by Peter Gray for Shu Uemura
Art of Hair @Home Agency. *Makeup* by Charlotte
Day using NARS Cosmetics @See Management.
Models: Paula Klimczak, Phoenix Anderson,
Marloes Stevens, Jessi Silolahi, Lara Ghraoui,
Bruna Lirio, Emely Montero @Wilhelmina.
Digital Imaging: Alexander Dow. *Stylist assistant*:
Marciano Ramirez. *Photo assistants*: Chris Medina,
Yasunori Matsui, Matthew Vicari. *Producer*: Julia
Ferrier @Smooch NYC. *Shot at* Go Studios.

420

421

Charlotte Day


www.art-dept.com

Art Department



424

425



Charlotte Day

www.art-dept.com

Art Department



Charlotte Day

www.art-dept.com

Art Department



Charlotte Day

www.art-dept.com


Art Department



Charlotte Day

www.art-dept.com

Art Department



Charlotte Day

www.art-dept.com

Art Department



MU MU Violet Femme

Stunning! She takes the edge off a bright-orange eye, transforming the runway look from punk to pretty. Piled with dry powder, orange is surprisingly wearable. Day applies. "It's a colorably flattering hue, but deeper side tones can pull off the most vibrant shades."

PHOTO: CHARLES HAYES



Beauty

PROENZA SCHOUER Maroon 5

When wearing a look to the rest of the face needs to look finished, concealer, foundation, and powder perfect the skin and provide a base for the lipstick," says Day, who recommends using a glossy formula to keep the mouth moist and prevent the rich wine color from cracking or feathering into the lines.

256 MARIE CLAIRE / OCTOBER 2010

PHOTO: GUY AROCH/REX USA/GETTY IMAGES



POP ART

"Bold, unusual lip colours are where it's at," says Murray. "I love the simplicity and modernity of a strong lip teamed with fresh, translucent skin. It's not about Hollywood glamour but it does give a certain polish to your look, while retaining a cool edge." Murray used tonato reds, fuchsias, corals and mauves at the show and advises, "Be brave!"
STEP 1 Heavy base with a strong lip is a no-no," says Murray. "Just use concealer where needed. Try Estée Lauder Maximum Coverage (\$22.50) and XXL Touche Éclat (\$22) for under the eyes."
STEP 2 For intense colour, layer on lip pencil. "You'll get a stronger look," explains Murray. For this look, she uses Nars Lipliner Pencil in Creole, £14. "Apply it three times and swipe a clear gloss over the top." For a little less drama, go for Shu Uemura Rouge Unlimited in Purple 060, £16.50. "To ensure you get the most perfect finish, have a cotton bud dipped in moisturiser at the ready to sweep away any smudges."
STEP 3 Finish the look with lashings of black mascara, such as Lancôme Oscillation Mascara, £28, and brush through MAC Brow Gel, £10. ▶

164 JANUARY 2009



90S NATURAL

"Metallic textures and rich, animal tones are poetic and darkly romantic," says Pat McGrath of the soft make-up looks she created at Nina Ricci, Versace and Oscar de la Renta. High-shine shadows, brown lip stains and groomed brows make this the perfect foil for winter's embellished fashion.
STEP 1 Smudge a browny brick red around the eyes using Bobbi Brown Eye Shadow in Taupe (£10) and Laura Mercier Metallic Cream Eye Shadow in Burnished Copper (£18), says McGrath. For extra shine, smudge gold on the centre of each lid. Go for Max Factor Eyeshadow in Dawning Gold, £6.45.
STEP 2 Draw white lines inside the lower rim of the eyes to highlight, then use a light coating of brown mascara on lashes. "Try Shu Uemura Eye Light Pencil in White, £4, and Max Factor Masterpiece Mascara in Black Brown, £7.98.
STEP 3 Colour your lips with a brown stain," says McGrath. We love Max Factor Colour Collection Lipstick in Mocha Latte, £6.99. "Finish by grooming brows but do not over pencil," adds McGrath. Brush in an upward direction. ▶

166 JANUARY 2009

Charlotte Day

www.art-dept.com

Art Department



Charlotte Day

www.art-dept.com



Art Department



Charlotte Day

www.art-dept.com

Art Department



Charlotte Day

www.art-dept.com

Art Department



Charlotte Day

www.art-dept.com

Art Department



Charlotte Day

www.art-dept.com

Art Department



Charlotte Day

www.art-dept.com

Art Department



Charlotte Day

www.art-dept.com

Art Department



HOMBROS AL AIRE
Top asimétrico en blanco
y negro, de Cuorelle del
Océo. Ver precio. En la
otra página, vestido con
un hombro al aire, de
Larvin (3.770 €); y
botines con plataforma,
de Givenchy by
Riccardo Tisci
(ver precio).



Charlotte Day

www.art-dept.com

Art Department



BRIGHTER EYES

There's a strong trend for smoky eyes this summer, says catwalk make-up artist Alexandra Byrne. Dark shadow in summer may seem incongruous, but its new glossy texture catches the light, making eyes brighter. On this shoot, the shade is paired with clean, fresh skin and neutral, glistening lips.

SUBTLE KOHL Use a smudge, super-shiny eye cream like Dior Eye Show in Undressed Beige, £17.50, then wet a black kohl pencil and apply it heavily on the lash line. Calvin Klein Eye Definition Eye Pencil in Black, £9, is softer than others, making it easier to work with. Blend it up towards the crease line with your finger, creating a graduation from intense at the lash line to transparent around the edges.

WILL IT STAY? If you prefer a more dramatic effect, simply apply gloss around the eye. It won't slip below the lower lash line, as you don't have as many oil deposits there, but coat lashes with waterproof mascara just in case. Choose gooey pigments that don't run or crease too much. Try Nars Cream Eyeshadow, £15, or MAC Paint Pot, £12. Finish with Lancôme Hypnôse Onyx mascara, £19.50.

POWDER CHEAT Fine shimmer eyeshadow looks like liquid but has staying power, says Greenwell. Try Freestyle Shimmering Eye Shadow Burst, £4.99. For more drama, Byrne suggests Shu Uemura Pressed Eye Shadow in Metallic Black, £11. For a wet illusion, dab iridescent highlighter, such as such as Calvin Klein Endless Crème Concealer in Bisque, £11, on the centre of eyelids. ▶



PLAYING UP

A scattering of flowers and a few sooty tendrils will transform any girl into a modern gypsy. "The finish is groomed and polished rather than grungy," says stylist Kevin Murphy. To achieve this up-do, massage through a soft texturiser like Kevin Murphy Motion Lotion, £11.95, and leave to dry naturally. Then pin the sides of the hair to the back of the head leaving tendrils free to frame the face. "Accessories with whatever you can find – most of all, have fun," says Edwards. ▶

AUGUST 2008 169



OVER THE RAINBOW

Sweep translucent colour unevenly across eyelids with a big shadow brush and blend well. Matte textures are a must. "Shimmery shades can look dated," says Pycroft. Try MAC Eye Shadow in Electric Red, £10 – a peacock blue – or the deep mauve of Elizabeth Arden Color Intrigue Eyeshadow Mono in Lucky, £12, and sugared-almond shades, such as Clarins Single Eye Mono in Sweet Melon, £13. Finish with a slick of Giorgio Armani Eyebrow Gel 2, £17.50, which can also be used on lashes.

Charlotte Day

www.art-dept.com