

Art Department



Charlotte Day

www.art-dept.com

Art Department



Charlotte Day

www.art-dept.com

Art Department



Charlotte Day

www.art-dept.com

Art Department



Charlotte Day

www.art-dept.com

Art Department



Charlotte Day

www.art-dept.com

Art Department



Charlotte Day

www.art-dept.com

Art Department



Charlotte Day

www.art-dept.com

Art Department



Charlotte Day

www.art-dept.com

Art Department



Charlotte Day

www.art-dept.com

Art Department



THE INDUSTRY AUTHORITY

JCK

MARCH 2020 / JCKONLINE.COM

PROJECT FINANCE
RECESSION-PROOF YOUR BUSINESS WITH THESE 5 EXPERT TIPS

SIN CITY COUNSEL
LOOKING FOR KITSCHY DRINKS? LIVE JAZZ? A DIM SUM BRUNCH? WE'VE GOT YOU.

BLUE HEAVEN

PARLÉ'S TANZANITE TAKES TOP HONORS IN THE JCK JEWELRY AWARDS. SEE ALL THE WINNERS!

Charlotte Day

www.art-dept.com

Art Department



63

MANIQUE BOISSAN SINGLETON / CHANEL ART DEPARTMENT

Small curvy hoop earrings in 18k white gold with 0.21 ct. t.w. diamonds, \$1,170. Paige Novick, 212-252-1441, paigenovick.com; Tail Feather 14k white gold necklace with 6.58 ct. tanzanite and 1 ct. t.w. diamonds, \$9,999. Brecken Farnsworth/Parlé Jewelry Designs, 800-635-9800, parlegems.com

FEATURES

Photograph by Jason Kim

Charlotte Day

www.art-dept.com

Art Department



Charlotte Day

www.art-dept.com

Art Department



65

Tail Feather 14k
white gold necklace
with 6.58 ct.
tanzanite and 1 ct.
t.w. diamonds;
\$9,999; Brecken
Farnsworth/Parlé
Jewelry Designs;
800-635-9800;
parlegems.com

Charlotte Day

www.art-dept.com

Art Department



Charlotte Day

www.art-dept.com

Art Department



Charlotte Day

www.art-dept.com

Art Department



Charlotte Day

www.art-dept.com

Art Department



Charlotte Day

www.art-dept.com

Art Department



Charlotte Day

www.art-dept.com

Art Department



Charlotte Day

www.art-dept.com

Art Department



Charlotte Day

www.art-dept.com

Art Department



Charlotte Day

www.art-dept.com

Art Department

Singles
JULY 2016 [싱글즈]

INTERVIEW
급하지 않는 남자, 이동욱
이제훈이 행복해지는 법
한남동의 다정한 섬
북한남동

LIFE + FASHION
1 패션 월드의 라이프스타일 트렌드
2 패션 하우스의 홈 컬렉션
3 공간이 스타일을 만든다
4 취향을 파는 패션 라이프스타일 숍

7DAYS BEAUTY
일주일 만에 예뻐지는 인텐시브 코스
● 부기 제거만으로 얼굴이 작아진다
● 울퉁불퉁 모공 없는 매끈매끈 곱 피부
● 칙칙해진 피부, 최강의 톤 업 플랜

뜨거운 햇볕에도
끼떡없는 모공 스틱

SUMMER ESCAPE
● 세계의 훈남들은 어디에서
여름휴가를 보낼까?
● <싱글즈> 에디터 추천,
전 세계 곳곳의 특별한 여행지
● 싱글의 로망, 여행지에서
멋진 남자 만나기
● 여름휴가 후 위기의 통장을
구하는 방법

SINGLE KITCHEN

집에서 간편하고 맛있게 즐기는 초간단 싱글 만찬 ● 재료, 양념까지 정확히 계량해 보내주는 배달형 쿠킹 박스
● 어설플 요리보다 낫다! 잘 만든 간편식 베스트 ● 주문하면 다음 날 새벽에 도착! 온라인마켓 100% 활용법
● 아근의 달인 <싱글즈> 에디터들이 검증한 배달 앱 최강자전 ● 택배로 받는 전국 맛집 여름 별미

Charlotte Day

www.art-dept.com

Art Department



Charlotte Day

www.art-dept.com

Art Department



Charlotte Day

www.art-dept.com

Art Department



Charlotte Day

www.art-dept.com

Art Department



3 DEFINE LIPS AND LASHES

"I love this clean and polished look," says Anais. This is the ultimate '90s supermodel no-make-up make-up – natural but defined. Cheeks pop with a sharp contour (**The Sculpting Powder in Medium** £35 Kevyn Aucoin) topped with a fresh flush (**The Blush in Peach** £31 Dolce & Gabbana). For the ultimate nude pout, line lips with the perennial backstage staple **Lip Pencil in Spice** £12.50 maccosmetics.co.uk and fill in with Anais' favourite pinky nude, **Classic Cream Lipstick in Delight** £25.50 Dolce & Gabbana. On eyes? Lashings of **The Colossal Go Extreme Mascara** £6.99 Maybelline New York. And nails just get one coat of **Intense Nail Lacquer in Perfection** £18.50 Dolce & Gabbana. ▶

228

229

Charlotte Day

www.art-dept.com

Art Department



ADD 1 DRAMA

Amp up eyes without looking too make-up-heavy by sticking to skintone-flattering hues. "At night, I like to play up my eyes, but I still want it to look fresh," says Anais. Here, we smoked her eyes with a shimmery chestnut brown (**Eye Shadow in Antiqued** £13 maccosmetics.co.uk) which complements her colouring. Teamed with a dab of **Lip2Cheek in Illusive** £28 RMS Beauty, on both lips and cheeks, the look is all tonal and effortless. Add depth to nails with two coats of **Intense Nail Lacquer in Chocolate** £18.50 Dolce & Gabbana.

Dress and veil (opposite page)
both Dolce & Gabbana

Styled by Alessandra Steinherr
Assisted by Dominique Temple
Model: Anais Mali at Viva London/DNA
Make-up: Charlotte Day at See Management
Hair: Chuck Amos at Jump Management
Nails: Sunshine Outing at ABTP
Still lifes: Jody Todd

Charlotte Day

www.art-dept.com

Art Department



2 ADD CONTOUR AND BROWS

"I love a bit of contouring. I learnt from watching make-up artists do it on me," says Anais. "For pictures, you can go strong, but in real life, you need to follow your skintone so as not to have a line down your face." A dark foundation stick gives a more skin-like finish - try **Matte Multiple in Ventiane** £30 narscosmetics.co.uk if your skin is similar to Anais'. When wearing little make-up, defining the brows creates an illusion of a made-up face. "I don't wear a lot of make-up during the day, but I always do my brows," says Anais. "I like **Perfect Eyes & Brows Palette** (£35 clarins.co.uk)."

Dress Dolce & Gabbana

Charlotte Day

www.art-dept.com

Art Department



1 GO TOTALLY BARE


Anais is wearing no make-up in this shot – granted, it does help that she has envy-inducing skin. All she has on her face is Auralux Essence £44 Dolce & Gabbana. "It's great for black skin to even out skintone," she says. "I am mixed race – my mum is from Chad and my father is Polish – so I can get pigmentation issues. In summer, I get darker, and in winter, I get a bit yellowish, but this helps to even everything out." ►

Bra Dolce & Gabbana

Charlotte Day

www.art-dept.com

Art Department



5 GO EXTREME NUDE

"I never wear a strong lip and a strong eye together – it looks good in pictures, but in real life it is too heavy for me," says Anais. "I love having no make-up on other than a really deep lip – it looks modern and unexpected." Here, Anais is wearing **Classic Cream Lipstick in Amethyst** £25.50 Dolce & Gabbana and not much else. ©

231

Charlotte Day

www.art-dept.com

Art Department



*Phoenix wears
TOME harlequin
dress. TRADEMARK
earrings via
SPRING.COM*

Charlotte Day

www.art-dept.com

Art Department



CAMICIA IN PELLE.
DIESEL. T-SHIRT IN
COTONE. A.N.G.E.L.O.
VINTAGE ARCHIVE.
ORECCHINO SAINT
LAURENT BY ANTHONY
VACCARELLO. NELLA
PAGINA ACCANTO.
BLAZER CON REVERS
TROMPE L'OEIL E
GONNA IN RASO DI SETA
STRETCH. MOSCHINO.
T-SHIRT IN COTONE
STAMPATO.
DSQUARED2.

Charlotte Day

www.art-dept.com

Art Department



Charlotte Day

www.art-dept.com

Art Department



Charlotte Day

www.art-dept.com

Art Department



Charlotte Day

www.art-dept.com

Art Department



Marloes wears NARS.

423

Charlotte Day

www.art-dept.com

Art Department



Jessi wears
SONIA RYKIEL
top. HEATHER
HUEY hat.

IN THIS STORY: *Hair* by Peter Gray for Shu Uemura
Art of Hair @Home Agency. *Makeup* by Charlotte
Day using NARS Cosmetics @See Managment.
Models: Paula Klimczak, Phoenix Anderson,
Marloes Stevens, Jessi Silolahti, Lara Ghraoui,
Bruna Lirio, Emely Montero @Wilhelmina.
Digital Imaging: Alexander Dow. *Stylist assistant:*
Marciano Ramirez. *Photo assistants:* Chris Medina,
Yasunori Matsui, Matthew Vicari. *Producer:* Julia
Ferrier @Smooch NYC. *Shot at* Go Studios.

Charlotte Day

www.art-dept.com

Art Department



Victoria wears MONIQUE
L'HULLIER black & white
net gown. ALIIZARRA
leather belt.

Special thanks to Halley
at Go Studios, Ron
Yoshida at Hello World
Communications, and
Boris Randovanovic at
Wilhelmina Models.

Charlotte Day

www.art-dept.com

Art Department



Charlotte Day

www.art-dept.com

Art Department



Charlotte Day

www.art-dept.com

Art Department



Charlotte Day

www.art-dept.com

Art Department



Charlotte Day

www.art-dept.com

Art Department

**DRAMATIC
AUTUMN**

**MYSTIC
SMOKY MAUVE
by DIOR**

본 컬렉션의 핵심은 신비로운 분위기와 미묘한 색채의 스모키 매트 메이크업에 있다. 새로운 스모키 매트 메이크업 컬렉션은 미묘한 색채와 고운 질감을 가진 매트 메이크업 제품으로 구성되어 있다. 이번 시즌 Dior의 미적인 색채는 디오르 디오르 300 매트 메이크업 컬렉션의 뉴 리드 컬러를 곁들여 스모키 매트 메이크업 스텝을 더 깊이 표현할 수 있는 기회를 제공한다.

SKIN 미묘한 매트 메이크업, 미묘한 매트 메이크업이 주는 디오르 뉴 리드 메이크업으로 얼굴을 좀 더 입체적으로 만든다. 미묘한 색채를 사용해 디오르 뉴 리드 메이크업 스텝을 스모키 매트 메이크업 스텝과 함께 사용할 수 있다.

EYES 디오르 미스틱 스모키 5가지 색채를 사용해 매트 메이크업 스텝을 더 깊이 표현할 수 있다. 디오르 뉴 리드 메이크업 스텝을 스모키 매트 메이크업 스텝과 함께 사용할 수 있다. 디오르 뉴 리드 메이크업 스텝을 사용해 스모키 매트 메이크업 스텝을 더 깊이 표현할 수 있다.

LIPS 디오르 미스틱 스모키 5가지 색채를 사용해 매트 메이크업 스텝을 더 깊이 표현할 수 있다. 디오르 뉴 리드 메이크업 스텝을 스모키 매트 메이크업 스텝과 함께 사용할 수 있다.

이 컬렉션은 전 FOLKMAN KAO, INC.의 디자인을 기반으로 제작되었습니다. (Dior & Galeries Lafayette, Dior, Diorissimo, Diorshow).

1 디오르 뉴 리드 메이크업 스텝의 뉴 리드 컬러 4가지입니다.
2 디오르 미스틱 스모키 5가지 색채를 곁들여 스모키 매트 메이크업 스텝을 더 깊이 표현할 수 있습니다.
4 디오르 300 427278111를 참조하십시오.

가을 메이크업 트렌드 중 '입부어'는 이번 가을 6개의 룩에 주목했다. 세도 블렌딩의 예술성을 강조한 맥, 감칠이 완결미를 연출하는 샤넬, 한밤의 극적인 분위기를 표현한 에스티 로더, 새로운 유즈 다브네에서 영감을 받은 나스, 예측불가능한 스모키와 완벽한 피부톤을 선택한 디오르, 파리 여성들의 신세하고 대담한 관능미를 재정의한 켈리이 그려내는 가장 극적인 아름다움. *Photographed by Tesh*

DIORSHOW 3560

Charlotte Day

www.art-dept.com

Art Department



Charlotte Day

www.art-dept.com

Art Department



Charlotte Day

www.art-dept.com

Art Department



Charlotte Day

www.art-dept.com


Art Department



Charlotte Day

www.art-dept.com

Art Department



Charlotte Day

www.art-dept.com

Art Department



Charlotte Day

www.art-dept.com

Art Department



MIU MIU
**Violet
Femme**

Shimmering lilac takes the edge off a bright-orange eye, transforming the runway look from punk to pretty. Paired with icy purple, orange is surprisingly wearable, Day explains: "It's a universally flattering hue, but deeper skin tones can pull off the most vibrant shades."

ORISSE CAVIN ALLEN

Charlotte Day

www.art-dept.com

Art Department



Beauty

**PROENZA SCHOULER
Maroon 5**

When wearing a dark lip, the rest of the face needs to look flawless. "Concealer, foundation, and powder perfect the skin and provide a base for the lipstick," says Day, who recommends using a glossy-formula lipstick to keep the mouth moist and prevent the rich wine color from cracking or feathering into fine lines.

HAIR: JEFFREY MATHIS / JEFFREY MATHIS; MAKEUP: GABRIELLE ANGEL

250 MARIE CLAIRE / OCTOBER 2010

Charlotte Day

www.art-dept.com

Art Department



POP ART

'Bold, unusual lip colours are where it's at,' says Murray. 'I love the simplicity and modernity of a strong lip teamed with fresh, translucent skin. It's not about Hollywood glamour but it does give a certain polish to your look, while retaining a cool edge.' Murray used tomato reds, fuchsias, corals and mauves at the shows and advises, 'Be brave!'

STEP 1 'Heavy base with a strong lip is a no-no,' says Murray. 'Just use concealer where needed. Try Estée Lauder Maximum Coverage [£22.50] and YSL Touche Eclat [£22] for under the eyes.'

STEP 2 For intense colour, layer on lip pencil. 'You'll get a stronger look,' explains Murray. For this lilac hue, use Nars Lipliner Pencil in Creole, £14.

'Apply it three times and swipe a clear gloss over the top.' For a little less drama, go for Shu Uemura Rouge Unlimited in Purple 050, £16.50. 'To ensure you get the most perfect finish, have a cotton bud dipped in moisturiser at the ready to sweep away any smudges.'

STEP 3 Finish the look with lashings of black mascara, such as Lancôme Oscillation Mascara, £28, and brush through MAC Brow Gel, £10. ▶

Charlotte Day

Art Department



90S NATURAL

'Metallic textures and rich autumnal tones are poetic and darkly romantic,' says Pat McGrath of the soft make-up looks she created at Nina Ricci, Versace and Oscar de la Renta. High-shine shadows, brown lip stains and groomed brows make this the perfect foil for winter's embellished fashion.

STEP 1 'Smudge a brownish brick red around the eyes using Bobbi Brown Eye Shadow in Taupe [£14] and Laura Mercier Metallic Cream Eye Shadow in Burnished Copper [£18],' says McGrath. For extra shine, smudge gold on the centre of each lid. Go for Max Factor Eyeshadow in Dawning Gold, £6.45.

STEP 2 'Draw white liner inside the lower rim of the eyes to highlight, then use a light coating of brown mascara on lashes.' Try Shu Uemura Eye Light Pencil in White, £14, and Max Factor Masterpiece Mascara in Black Brown, £7.98.

STEP 3 'Colour your lips with a brown stain,' says McGrath. We love Max Factor Colour Collection Lipstick in Mocha Latte, £6.99. 'Finish by grooming brows but do not over pencil,' adds McGrath. Brush in an upward direction. ■

166 JANUARY 2009

Charlotte Day

www.art-dept.com

Art Department



SMOKE SIGNAL

'The smoky eye is a modern-day classic,' says Eldridge. 'This sexy look is strong, simple and graphic, so works well with fancy frocks and chic tailoring. It's a gorgeous party look without appearing overly glitzy or girly,' she explains.

STEP 1 'Sweep a deep graphite colour over the lids, pulling it out at the sides. Then, use a lighter shade and a blending brush to buff edges.' Chanel's Les Four Ombres Smoky Eyes palette, £32, contains the perfect shades of metallic greys.

STEP 2 'Line with kohl and dot between the lashes, so you don't see any skin,' says Eldridge. Try No7 Kohl Eye Pencil in Black, £3.99. Then curl the lashes and massage the roots with No7 Extreme Length Mascara [£12] and keep brows groomed with a nice brush.'

STEP 3 To stop eyes looking too heavy, Eldridge suggests only applying base where you need it and highlighting cheekbones and the centre of the nose to create a dewy effect. 'Finish with a touch of powder on the T-zone and clear gloss on the lips,' she advises. ▶

Charlotte Day

www.art-dept.com

Art Department



CODE RED

'Scarlet lips are very chic,' says Nars. 'It's a beautifully sophisticated European night-time look.' For an easier way to wear red, Nars recommends a candy apple texture – a sheer gloss that's translucent but bright – keeping the look fresh with nude eyes and a little shimmer. But be warned: 'Glossy lips rarely stay put and must be reapplied,' he adds.

STEP 1 'Lightly pat a sheer cherry red, like Nars Lip Gloss in Scandal [£17] onto the lips with your fingers,' suggests Nars. 'For effect, dab gloss on the centre of your bottom lip. This will make your pout look shiny without being messy.'

Try Nars Lip Gloss in Supervixen, £17. **STEP 2** 'For neutral eyes, I like sand or chestnut colours,' he says. 'Apply the shadow all the way around the eye.' Nars Single Eyeshadow in Blondie is great for light skin, or New York for dark, £15 each.

STEP 3 'A dab of shimmer on the inside corner or the centre of your eyelid makes eyes sparkle. Go for Nars The Multiple in Copacabana [£27]. Finally, make sure brows are well-groomed,' concludes Nars.

Charlotte Day

www.art-dept.com

Art Department



Charlotte Day

www.art-dept.com

Art Department



Charlotte Day

www.art-dept.com

Art Department



Hightech-Wirkstoffe
pflegen einen glatten und
strahlenden Teint – das
macht schön und souverän

Charlotte Day

www.art-dept.com

Art Department



Haare senden wichtige
Signale (nicht nur
beim Flirten): Je mehr
Glanz, desto gesün-
der wirkt der Mensch

Charlotte Day

www.art-dept.com

Art Department



Charlotte Day

www.art-dept.com

Art Department



I will...


...take better care of my skin!

Despite the 999,000 products out there, pros say the only real necessities are moisturizer with SPF for day, a mild cleanser and a treatment product for night (use benzoyl peroxide gel if you're acne prone, or cream with hyaluronic acid if you're dry). Sweater, Michael Kors; scarf, D&G.

Charlotte Day

www.art-dept.com

Art Department



1.

Master the un-tan glow


Forget the whole foundation, concealer and powder thing—that just buries your God-given radiance! Instead, use a damp makeup sponge to smooth on tinted moisturizer with sunscreen (try Clinique Moisture Sheer Tint SPF 15 in Neutral, \$26, clinique.com) and blend pinky-red cream blush on cheeks, says New York City makeup artist Charlotte Day. Turtleneck and tunic, Chanel.

179

Charlotte Day

www.art-dept.com

Art Department



3.

Do mascara-commercial lashes

"There's nothing more dramatic than glossy black lashes against natural skin—the contrast makes eyes look brighter," says Nigara. Run black liner over your top lash lines, then do two or three thin coats of mascara (try L'Oréal Paris Telescopic Lengthening & Lash by Lash Separating Mascara in Black, \$8, at drugstores). Just wipe the brush off with a tissue—not on the side of the tube—before you apply, or you're setting yourself up for clumps. Scarf, Club Monaco.

Charlotte Day

www.art-dept.com

Art Department



BEAUTY

STYLING

'Organic styling products lock in moisture, making hair feel healthier, smoother and shinier,' says Daniel Galvin Junior. 'Reducing chemicals and alcohol will stop the hair from drying out, while essential oils keep strands smooth and reflect light.' For superb control, try Hempz Curl Booster, £14.50, with natural hemp extracts, or use MOP C-System C-Curl, £11.95, rich in organic mango and grapefruit extracts, to refresh limp curls. A spritz of certified organic Lavera Volume & Shine Hairspray, £14.50, adds extra hold. Combat frizz with The Organic Pharmacy Hair Serum, £16, packed with strengthening rosehip and jojoba, or Daniel Galvin Jnr Colour Gloss, £4.99, with organic oils. To add texture, try Aveda Hair Potion, £16.50, with natural thickeners, including marshmallow, or John Masters Organics Hair Texturiser, £21, with vanilla, blood orange and tangerine extracts approved by EcoCert. ▶

Charlotte Day

www.art-dept.com

Art Department



Charlotte Day

www.art-dept.com

Art Department



FRESH FACE

'To me, a fresh glowing face emulates those happy moments in life,' says Byrne. 'Think a post-spa holiday, falling in love or a pregnancy glow.' But there's a fine line between radiance and looking like you just ran a marathon. Barnes's trick is giving the features you want to enhance a sheen, not a shine, and keeping your T-zone matte. 'Creams suit normal to dry skin and iridescent powder works well on oily complexions,' she says.

For those who can skip base, catwalk make-up artist Lisa Butler recommends you 'mix foundation with your moisturiser and rub it in as though it was your cream

- it will leave a dewy finish and a small amount of pigment.' Or Sisley Sun Glow Gel, £37.50, dabbed onto cheek and brow bones gives light-reflecting warmth. For more coverage, Byrne advises you 'start off with oil-free products, so when skin becomes moist during the heat of the day, it will glow but won't need powdering. Smooth the centre of the face with oil-free Clarins Instant Smooth Perfecting Touch [£21.50]. Dab Givenchy Sublime Sculpt Light Foundation [£22] on the same areas.'

Then apply your highlighter. 'Above the cheekbones is a good spot,' says Greenwell. Illuminate with MAC Strobe Liquid, £19.50. ▶

Charlotte Day

www.art-dept.com

Art Department



Forget matte make-up and subdued hues – the faces on this season's catwalks were sumptuous, sexy and seriously shiny. Words and styling by Lisa Oxenham. Photographs by Joshua Jordan

Gleam lover

Charlotte Day

www.art-dept.com

Art Department



Mit den neuen
Mascara-Bürstchen
wird das Make-up
perfekt. Die Effekte
reichen von natür-
lich bis dramatisch

Charlotte Day

www.art-dept.com

Art Department



Glänzend, schimmernd,
matt oder nude – für
eine optimale Wirkung
müssen Lippen
sehr gepflegt sein

Charlotte Day

www.art-dept.com

Art Department



Charlotte Day

www.art-dept.com

Art Department



Charlotte Day

www.art-dept.com

Art Department



GLAMOUR

beauty

Expert tips and makeover tricks to get your best look now

Your No-Fear Guide to Hair Color

*Worried about the money,
the maintenance, the
mess? These goofproof
tips will get you the
best color of your life.*

BY BAZE MPINJA



Charlotte Day

www.art-dept.com

Art Department



Charlotte Day

www.art-dept.com

Art Department



Charlotte Day

www.art-dept.com

Art Department



Charlotte Day

www.art-dept.com

Art Department



Charlotte Day

www.art-dept.com

Art Department



Charlotte Day

www.art-dept.com

Art Department



HOMBROS AL AIRE
Top asimétrico en blanco y negro, de **Cushnie et Ochs** (ver precio). En la otra página, vestido con un hombro al aire, de **Lanvin** (3.770 €); y botines con plataforma, de **Givenchy by Riccardo Tisci** (ver precio).

Charlotte Day

www.art-dept.com

Art Department



Charlotte Day

www.art-dept.com

Art Department



Charlotte Day

www.art-dept.com

Art Department



BEAUTY

BRIGHTER EYES

There's a strong trend for smoky eyes this summer, says catwalk make-up artist Alexandra Byrne. Dark shadow in summer may seem incongruous, but its new glossy texture catches the light, making eyes brighter. On this shoot, the shade is paired with clean, fresh skin and neutral, glistening lips.

SUBTLE KOHL

Use a nude, super-shiny eye cream like Dior Eye Show in Undressed Beige, £17.50, then wet a black kohl pencil and apply it heavily on the lash line. Calvin Klein Eye Definition Eye Pencil in Black, £9, is softer than others, making it easier to work with. Blend it up towards the crease line with your finger, creating a graduation from intense at the lash line to transparent around the edges.

WILD GLOSS If you favour a more steamy effect, simply apply gloss around the eye. It won't slip below the lower lash line, as you don't have as many oil deposits there, but coat lashes with waterproof mascara just in case. Choose goosy pigments that don't run or crease too much. Try Nars Cream Eyeshadow, £15, or MAC Paint Pot, £12. Finish with Lancôme Hypnôse Onyx mascara, £19.50.

POWDER CHEAT

Fine shimmer eyeshadow looks like liquid but has staying power, says Greenwell. Try Prestige Shimmering Eye Shadow Dust, £4.99. For more drama, Byrne suggests Shu Uemura Pressed Eye Shadow in Metallic Black, £13. For a wet illusion, dab iridescent highlighter, such as such as Calvin Klein Endless Crème Concealer in Bisque, £11, on the centre of eyelids. ▶

Charlotte Day

www.art-dept.com

Art Department



BEAUTY

PLAYING UP


A scattering of flowers and a few sexy tendrils will transform any girl into a modern gypsy. 'The finish is groomed and polished rather than grungy,' says stylist Kevin Murphy. To achieve this up-do, massage through a soft texturiser like Kevin Murphy Motion Lotion, £11.95, and leave to dry naturally. Then pin the sides of the hair to the back of the head leaving tendrils free to frame the face. 'Accessorise with whatever you can find – most of all, have fun,' says Edwards. ►

AUGUST 2008 169

Charlotte Day

www.art-dept.com

Art Department



OVER THE RAINBOW

Sweep translucent colour unevenly across eyelids with a big shadow brush and blend well. Matte textures are a must. 'Shimmery shades can look dated,' says Pycroft. Try MAC Eye Shadow in Electric Eel, £10 – a peacock blue – or the deep mauve of Elizabeth Arden Color Intrigue Eyeshadow Mono in Lucky, £12, and sugared-almond shades, such as Clarins Single Eye Mono in Sweet Melon, £13. Finish with a slick of Giorgio Armani Eyebrow Gel 2, £17.50, which can also be used on lashes.

Charlotte Day

www.art-dept.com