


Art Department



Charlotte Day

www.art-dept.com

Art Department



Charlotte Day

www.art-dept.com


Art Department



Charlotte Day

www.art-dept.com

Art Department



Charlotte Day


www.art-dept.com

Art Department



Charlotte Day

Art Department



Charlotte Day

www.art-dept.com


Art Department



Charlotte Day

www.art-dept.com


Art Department



Charlotte Day

www.art-dept.com

Art Department



FALSA INOCENCIA
Los ojos, hechos con cuadrados, encierra sus ojos en un rectángulo de sombras en tonos rosados lavanda. Color: Focaccia de Lancôme en Electric Dream. Para unas pestañas largas y ligeras: Máscara Nouvelle Étoile. Faux Cils by F. Yves Saint Laurent. En los labios, Máscara Ultra-Dense Lip Shine, Guerlain. Colocar un plástico con estropajos pasado como gargantilla. Chantrelle Ribeiro Lunos 149 dólares.



DRAMA TOTAL
El efecto de Clariscure de dos capas delimitadoras le dará una mirada que mata. Por fuente, Amasón Eye Power, delineador de ojos de larga duración en Negro Army. Por brillo, Eye Princi en Faux Nivea. M.A.C. Labios resplandecientes con Dimension Color and Shine Lipstick en Pink Gold, Guerlain. Vestido en tul, con cordón asimétrico, Alberta Ferrero Lunos 1.400 dólares, en Alberta Ferrero by.

Charlotte Day

www.art-dept.com

Art Department



Charlotte Day

www.art-dept.com



Art Department



Charlotte Day

www.art-dept.com


Art Department



Charlotte Day

www.art-dept.com

Art Department



CHERRY BOMBE

Issue No 27



Charlotte Day

www.art-dept.com

Art Department



SMOKE SIGNAL

Lisa Eldridge

'Smoke eye is a modern-day classic,' says Eldridge. This sexy look is strong, simple and graphic, so works well with feisty brows and chic milking. 'It's a gorgeous party look without appearing overly girly or girly,' she explains. **STEP 1** Sweep a deep graphite colour over the lids, pulling it out at the sides. Then, use a lighter shade and a blending brush to buff edges. Chanel's Les Four Ombres Smoky Eye palette (£24) contains the perfect shades of metallic greys. **STEP 2** Line with kohl and dot between the lashes, so you don't see any skin,' says Eldridge. Try No7 Kohl Eye Pencil in Black, £8.99. Then curl the lashes and massage the roots with No7 Extreme Length Mascara (£12) and keep brows groomed with a nice brush. **STEP 3** To stop eyes looking too heavy, Eldridge suggests only applying base where you need it and highlighting cheekbones and the centre of the nose to create a dewy effect. Finish with a touch of powder on the T-zone and clear gloss on the lips,' she advises. >



CODE RED

François Nars

'Scarlet lips are very chic,' says Nars. 'It's a beautifully sophisticated European night-time look.' For an easier way to wear red, Nars recommends a candy apple texture - a sheer gloss that's translucent but bright - keeping the look fresh with made eyes and a little shimmer. But be warned: 'Glossy lips rarely stay put and must be reapplied,' he adds. **STEP 1** Lightly pat a sheer cherry red, like Nars Lip Gloss in Scandal (£15) onto the lips with your fingers,' suggests Nars. 'For effect, dab gloss on the centre of your bottom lip. This will make your pout look shiny without being messy.' Try Nars Lip Gloss in Superviven, £17. **STEP 2** For neutral eyes, 'I like sand or chestnut colours,' he says. 'Apply the shadow all the way around the eye.' Nars single Eyeshadow in Blondie is great for light skin or New York for dark. £18 each. **STEP 3** 'A dab of shimmer on the inside corner or the centre of your eyelid makes eyes sparkle. Go for Nars The Multiple in Cocacacaca (£27). Finally, make sure brows are well-groomed,' concludes Nars.

Charlotte Day

www.art-dept.com

Art Department



Анастасия Богданова
и NEXT New York.
У безудной красоты
Пажетт Бускетти
есть одна вещь, которую
желают своим любимым
девушкам: Памела Бондманой
и Анна Вилларрой.

НА МАНИКЮР: ВЕАТА, СЕРГЕЙ.
ВСЕ ПРИНЦИПАЛЬНО.



Charlotte Day

www.art-dept.com

Art Department



Charlotte Day

www.art-dept.com


Art Department



Charlotte Day

www.art-dept.com


Art Department



Charlotte Day

www.art-dept.com



Art Department



Charlotte Day

www.art-dept.com

Art Department



Charlotte Day

www.art-dept.com

Art Department



Charlotte Day

www.art-dept.com