

Art Department



Christopher Ardoff

www.art-dept.com

Art Department



Christopher Ardoff

www.art-dept.com

Art Department



Christopher Ardoff

www.art-dept.com

Art Department



Christopher Ardoff

www.art-dept.com

Art Department



Christopher Ardoff

www.art-dept.com

Art Department



Christopher Ardoff

www.art-dept.com

Art Department



Christopher Ardoff

www.art-dept.com

Art Department



Christopher Ardoff

www.art-dept.com

Art Department



Christopher Ardoff

www.art-dept.com

Art Department



Christopher Ardoff

www.art-dept.com

Art Department



Christopher Ardoff

www.art-dept.com

Art Department



Christopher Ardoff

www.art-dept.com

Art Department



Christopher Ardoff

www.art-dept.com

Art Department



Christopher Ardoff

www.art-dept.com

Art Department



Christopher Ardoff

www.art-dept.com

Art Department



Christopher Ardoff

www.art-dept.com

Art Department



Christopher Ardoff

www.art-dept.com

Art Department



Christopher Ardoff

www.art-dept.com

Art Department



Christopher Ardoff

www.art-dept.com

Art Department



Christopher Ardoff

www.art-dept.com

Art Department



Christopher Ardoff

www.art-dept.com

Art Department



Christopher Ardoff

www.art-dept.com

Art Department



Christopher Ardoff

www.art-dept.com

Art Department



Christopher Ardoff

www.art-dept.com

Art Department



Christopher Ardoff

www.art-dept.com

Art Department



Christopher Ardoff

www.art-dept.com

Art Department



Christopher Ardoff

www.art-dept.com

Art Department



Christopher Ardoff

www.art-dept.com

Art Department



Christopher Ardoff

www.art-dept.com

Art Department



Christopher Ardoff

www.art-dept.com

Art Department



Christopher Ardoff

www.art-dept.com

Art Department



Christopher Ardoff

www.art-dept.com

Art Department



Christopher Ardoff

www.art-dept.com

Art Department



Christopher Ardoff

www.art-dept.com

Art Department



Christopher Ardoff

www.art-dept.com

Art Department



Christopher Ardoff

www.art-dept.com

Art Department



Christopher Ardoff

www.art-dept.com

Art Department



Christopher Ardoff

www.art-dept.com

Art Department



Christopher Ardoff

www.art-dept.com

Art Department



Christopher Ardoff

www.art-dept.com

Art Department



Christopher Ardoff

www.art-dept.com

Art Department



Christopher Ardoff

www.art-dept.com

Art Department



Christopher Ardoff

www.art-dept.com

Art Department



Christopher Ardoff

www.art-dept.com

Art Department



Christopher Ardoff

www.art-dept.com

Art Department



Christopher Ardoff

www.art-dept.com

Art Department



Christopher Ardoff

www.art-dept.com

Art Department



Christopher Ardoff

www.art-dept.com

Art Department



Christopher Ardoff

www.art-dept.com

Art Department



Christopher Ardoff

www.art-dept.com

Art Department



Christopher Ardoff

www.art-dept.com

Art Department



Christopher Ardoff

www.art-dept.com

Art Department



Christopher Ardoff

www.art-dept.com

Art Department



Christopher Ardoff

www.art-dept.com

Art Department



Christopher Ardoff

www.art-dept.com

Art Department



Christopher Ardoff

www.art-dept.com


Art Department



Christopher Ardoff

www.art-dept.com

Art Department



Christopher Ardoff

www.art-dept.com

Art Department



Christopher Ardoff

www.art-dept.com

Art Department



Christopher Ardoff

www.art-dept.com

Art Department



Christopher Ardoff

www.art-dept.com

Art Department



Christopher Ardoff

www.art-dept.com

Art Department



Christopher Ardoff

www.art-dept.com

Art Department



Christopher Ardoff

www.art-dept.com

Art Department



Christopher Ardoff

www.art-dept.com

Art Department



Christopher Ardoff

www.art-dept.com

Art Department



Christopher Ardoff

www.art-dept.com

Art Department



Christopher Ardoff

www.art-dept.com

Art Department



Christopher Ardoff

www.art-dept.com

Art Department



Christopher Ardoff

www.art-dept.com

Art Department



Christopher Ardoff

www.art-dept.com

Art Department



Christopher Ardoff

www.art-dept.com

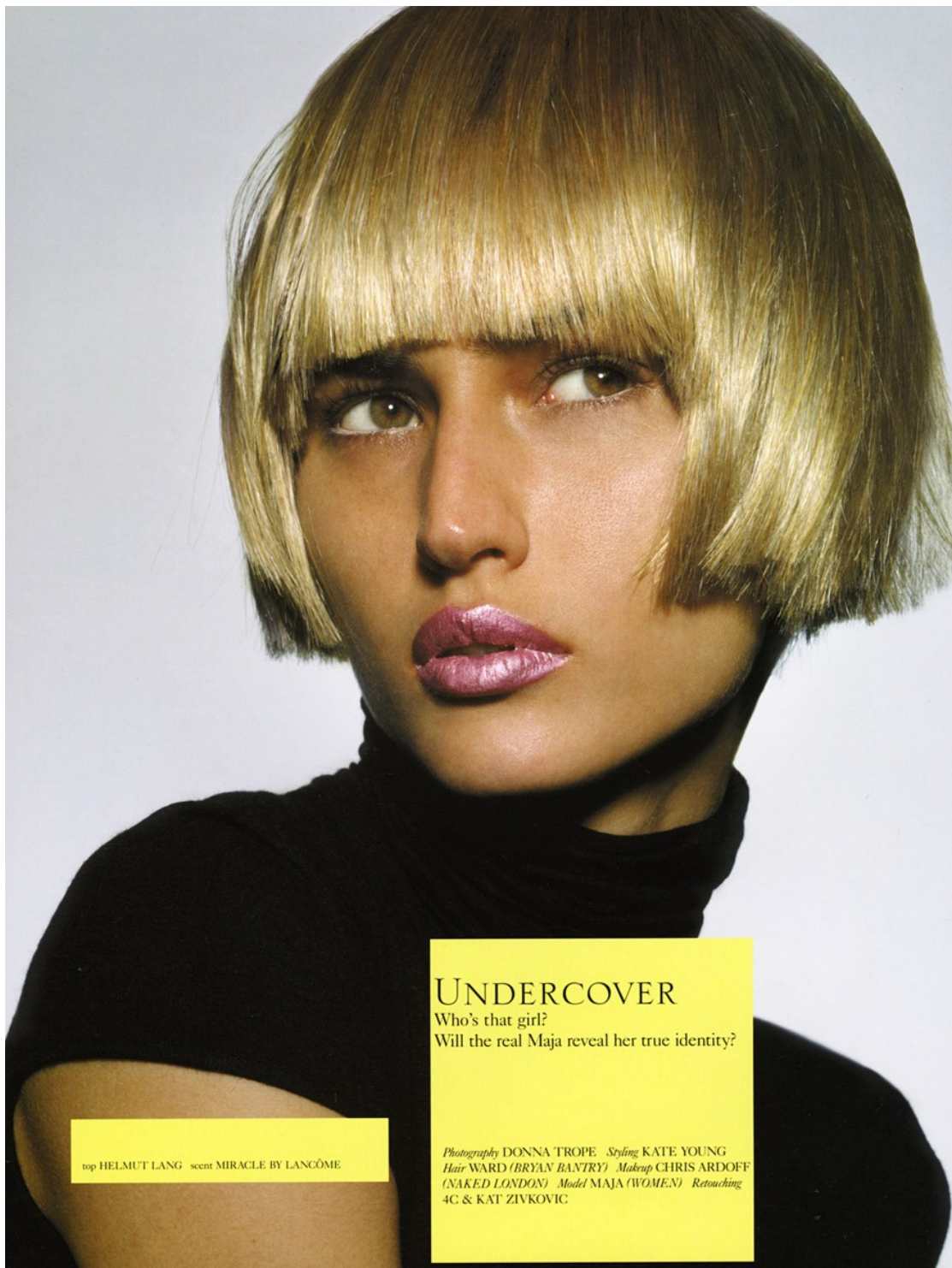
Art Department



Christopher Ardoff

www.art-dept.com

Art Department



top HELMUT LANG scent MIRACLE BY LANCÔME

UNDERCOVER

Who's that girl?
Will the real Maja reveal her true identity?

Photography DONNA TROPE *Styling* KATE YOUNG
Hair WARD (BRYAN BANTRY) *Makeup* CHRIS ARDOFF
(NAKED LONDON) *Model* MAJA (WOMEN) *Retouching*
4C & KAT ZIVKOVIC

Christopher Ardoff

www.art-dept.com

Art Department



TIME
AFTER
TIME

春はカジュアルシックに。
最新ウォッチ着こなし術

コードやジャケット、Tシャツなど、
デイリーに欠かせない定番アイテムを使っ
ての、最新ウォッチ着こなし術。
スタイリッシュなウォッチがリードする
カジュアルシックな装いを、ぜひマスターして！

Photographs by Tom Schirmacher

Christopher Ardoff

www.art-dept.com

Art Department



Christopher Ardoff

www.art-dept.com

Art Department



Christopher Ardoff

www.art-dept.com

Art Department



Christopher Ardoff

www.art-dept.com

Art Department



MAJOR BROWS
the benefit: a more youthful look

There's a reason Brooke Shields has kept her brows full and bold more than 30 years after slipping into her Calvins: "Thick brows speak to health and vitality," says makeup artist Pati Dubroff. "Thin brows say the opposite."

Apply with purpose:
To believably fill, use two brow pencils, one that matches your hair color (for the front of the brow) and one that's slightly darker (for the arch and tail), says makeup artist Charlotte Willer. Try **Nars Brow Perfector** (\$22, narscosmetics.com). Draw in little upward strokes. The inner two-thirds should be the thickest part, says brow specialist Maribeth Madron. To blend the two shades, brush hairs up and over with a spoolie wand. For especially sparse brows, Dubroff spoolies a brow cream on top of the pencil for extra density.

t r e n d s
(with
benefits)

These runway-inspired makeup looks
brighten, plump, lift, and revitalize.
They're pretty—with a purpose.

by Krista Bennett DeMaio photographs by Donna Trope

Christopher Ardoff

www.art-dept.com

Art Department



BEAUTY
THE INSTANT **EXPERT**

WINGED LINER
the benefit:
lifted eyes

Been told you "look tired" one too many times lately? Put down the concealer and pick up an eyeliner. "After your twenties and thirties, the corners of your eyes tend to be a little more droopy," says Dubroff. "A wing at the outer corner gives eyes a nice lift."

Apply with purpose: You want an ultrafine-tipped liquid liner in a dark shade. Try (on model) **Cargo TexasLiner Liquid Eye Liner in black** (\$20, cargocosmetics.com) or **CoverGirl Bombshell Intensity Liner by LashBlast in Chocolate Kiss** (\$7, at drugstores). Pale-colored liners don't provide enough definition, while brights can be distracting.

Start with the wing—Dubroff "matches the length to the outermost lash length"—and work your way backward, making the line thinner as you move inward.

Christopher Ardoff

www.art-dept.com

Art Department

PASTEL EYE SHADOW

The benefit:
larger, brighter eyes

Brown shadow might be a good everyday basic, but it's also pretty blah. "With light colors, it's like shining a flashlight on your eyes, making them appear bigger and fresher," says makeup artist A.J. Crimson.

Apply with purpose:

Almost any sorbet shade goes (exception: pale pink, which can make eyes look tired). But if you want to be strategic: Robin's egg blue and lilac make eye whites look whiter (try *Almay Shadow Softies in Lilac*, \$5, at drugstores); pale peach puts a sparkle in blue eyes (try *CoverGirl Eye Enhancers 1-Kit Shadow in mink*, \$3.19, at drugstores); and pistachio green or mint enhance the green flecks in hazel eyes (try *Maybelline New York ExpertWear Eyeshadow in Emerald Smokes*, \$5, at drugstores). Prevent a chalky effect by choosing a shade with a hint of shimmer.

To further cut ashiness, first brush on a flesh-colored shadow, says Dubroff. Then layer the pastel from lash line to just above the crease. The finishing touch: heaps of black mascara.

cheek performance

**A case for choosing peach
blush instead of pink**

- > It's universally flattering. The golden undertones in peach adapt well to many skin tones, says Crimson.
- > It doubles as bronzer. Instead of applying to the apples, drag it just underneath your cheekbones to where they meet your jawbone, says Crimson. "By cupping the face with warm color, you get a slimming effect."
- > It detracts from dark circles. Orange is opposite blue on the color wheel, so according to basic color theory, peach worn high on the cheekbones can counteract blue tones under your eyes.

Christopher Ardoff

Art Department



Christopher Ardoff

www.art-dept.com

Art Department

BEAUTY
THE INSTANT EXPERT

1/ SHOW-OFF SPOT: Upper Chest

There's a lot women want to get off their chests—most notably, sunspots and those dang diagonal lines that pop up in your thirties. A retinol cream, like *StriVectin-AR Advanced Retinol Night Treatment* (\$109, strivectin.com), builds up collagen over time to tackle both problems. Start with a pea-size dab a few nights a week; work up to every night.

For a faster fix, blur spots and lines by dusting a gold-toned shimmer powder over your collarbone. Try *Victoria's Secret Beach Sexy Bronzing Shimmer Powder* (\$24, victoriasecret.com).



Sneak-a-Peek Skin

Make the most of spring's hottest fashion trend—dresses and skirts with strategic cutouts that expose flashes of your chest, waist, and other alluring body parts—with our glowifying pointers.

By Kristen Dold

4

PHOTOGRAPHS BY DONNA TROPE

Christopher Ardoff

www.art-dept.com

Art Department



Christopher Ardoff

www.art-dept.com

Art Department



Christopher Ardoff

www.art-dept.com

Art Department



护肤篇 Skincare

彩妆篇 Makeup

13

14

吴艳

怎样才能快速去除痘疤、痘印呢?

皮肤长脂肪粒怎么办? 是因为保养品用得太多、营养过剩么? 如何去除?

项蕾红

脂肪粒是一种俗称,医学上无此病。常说的脂肪粒包括三种:

一是白头粉刺,最为普遍,皮肤摸上去有小颗粒,外观有小开口或无开口,由毛囊开口不畅通所致,部分可能与清洁不到位和眼霜过于滋润有关。

解决方法:可自行代谢,但时间较长,通常需要一个月或以上,可去医院请医生挑除。

二是粟丘疹,类似白头粉刺,但更硬更白,好发于眼部和面颊,病因不明,有遗传倾向,部分和日晒有关,也有可能由于周围的小伤口发炎引起的,和护肤品无直接关系。

解决方法:可请教皮肤科医生,掌握正确的挑除方法后,也可以在家消毒后挑除。

三是汗管瘤,它们是小而扁的粒状物,当中没有硬粒,呈皮色、淡黄色或褐色,多发于面部、颈部、前胸等部位,密集但互不融合,汗管瘤多因遗传引起,对健康没有影响但可能有碍容颜,和护肤品无关。

解决方法:切勿自行处理,必须到医院咨询,由专业皮肤科医生制定针对性疗法,可采用冷冻、二氧化碳激光及电凝等处理。

痘疤以后遗留的暗红色印迹就是大家通常所说的痘印,医学上叫做炎症后色素沉着,它是由于当时的痘印比较严重或是长痘的时候处理不当,比如自己挤压等导致的,它们可能会自然消退,但需要的时间比较长,通常需6~12个月,随着年龄增长,消退的速度也越来越慢,因此,在长痘时及时、正确的治疗对于预防痘印的产生很重要。

对于已经出现的痘印,可通过注意防晒避免其颜色加深,同时外用一些含有高浓度维生素C的精华来淡化色素,如果产品中同时含有一些抗炎、舒缓的成分,效果会更好,因为痘印与普通的色斑不同,炎症反应参与了色素合成。

痘疤是痤疮后遗留的凹陷性或隆起的瘢痕,这种痘疤一旦形成,基本上不能自行消退,外用一些高浓度维生素C的保养品,可促进真皮的胶原合成,对于凹陷性瘢痕有一定帮助,但见效慢,需要长期坚持使用,建议去医院采用点阵激光的治疗,一般1~3个月治疗一次,3~4次一个疗程,由于治疗后皮肤会有一定的损伤,在治疗时同时配合一些含有高浓度维生素C的美白产品和高倍防晒产品,可以预防治疗部位留下色斑。

美发篇 Hair

形体篇 Body

26

Christopher Ardoff

www.art-dept.com

Art Department



Black and White Stretch Necklace WXYZ JEWELRY

Christopher Ardoff

www.art-dept.com

Art Department



Christopher Ardoff

www.art-dept.com

Art Department



Christopher Ardoff

www.art-dept.com

Art Department



Christopher Ardoff

www.art-dept.com

Art Department



**major
manis**

When your dress, hair, and makeup are all looking fierce, you need standout nails to match!

by meredith gray photographs by arthur belebeau

320

gilded tips

Transform your nails into pieces of jewelry! Apply two coats of shiny black lacquer, and let dry for three minutes. Then dab a small amount of gold glitter polish at your cuticle, and gently drag the brush up toward the edge of your nail in varied lengths (but stop before you reach the very top). Use nail glue to adhere tiny gold stones randomly on top of the glitter for added sparkle. Seal with top coat.

try: Chanel Nail Colour in Black Satin, \$25, chanel.com; Essie Nail Color in Golden Nuggets, \$8, essie.com; Art Club Nail Art Sprinkles, \$4, sallybeauty.com

Christopher Ardoff

www.art-dept.com

Art Department



citrus mix

Create your own one-of-a-kind print for every digit! Working on one nail at a time, paint thick diagonal swipes of three shades of polish, slightly overlapping each one. While still wet, dip a nail-art brush in polish remover, and gently drag through the layers to create a trail. (But work fast—and avoid using quick-dry shades; otherwise the polish will dry and it won't work!) Repeat steps on each nail, and let dry completely. Seal with top coat, and let dry fully to avoid smears.

try: (coral polish) Wet n Wild Mega Last Nail Color in Club Havana, \$2, drugstores; (mint-green polish) Nails Inc. Nail Polish in Haymarket, \$10, Sephora stores; (yellow polish) China Glaze Nail Lacquer in Lemon Fizz, \$7, sallybeauty.com

Senior Fashion Editor:
Annebet Duvall. Hair: Tyler
Laswell for Tresemmé at
Judy Casey, Inc. Makeup:
Christopher Ardoff
for Christian Dior at Art
Department. Manicure:
Nail Art by Fleury Rose.

Christopher Ardoff

www.art-dept.com

Art Department



take a bow

Dress up your usual French mani with a cute bow tie! Apply two coats of light pink polish to your entire nail, then paint a thick band of darker pink along the tip. Let dry for about four minutes, then use a black nail-art pen to draw a small bow where the two shades meet. Top with a crystal or pearl for extra bling!

try: (base) Nicole by OPI Nail Lacquer in Do Good...Feel Good, \$8, Kmart stores; (tip) Essie Nail Color in Guilty Pleasures, \$8, essie.com; (bow) Kiss Nail Artist Fine Art Pen in Black, \$6, Walgreens stores; (pearls) Cina Nail Creations Rhinestones-Pearls, \$5 for pack of 60, Sally Beauty Supply stores

Christopher Ardoff

www.art-dept.com

Art Department



Christopher Ardoff

www.art-dept.com

Art Department



Christopher Ardoff

www.art-dept.com

Art Department



"I've been using Great Lash ever since I could hold a mascara wand! It's clump-free and makes me feel instantly glamorous."

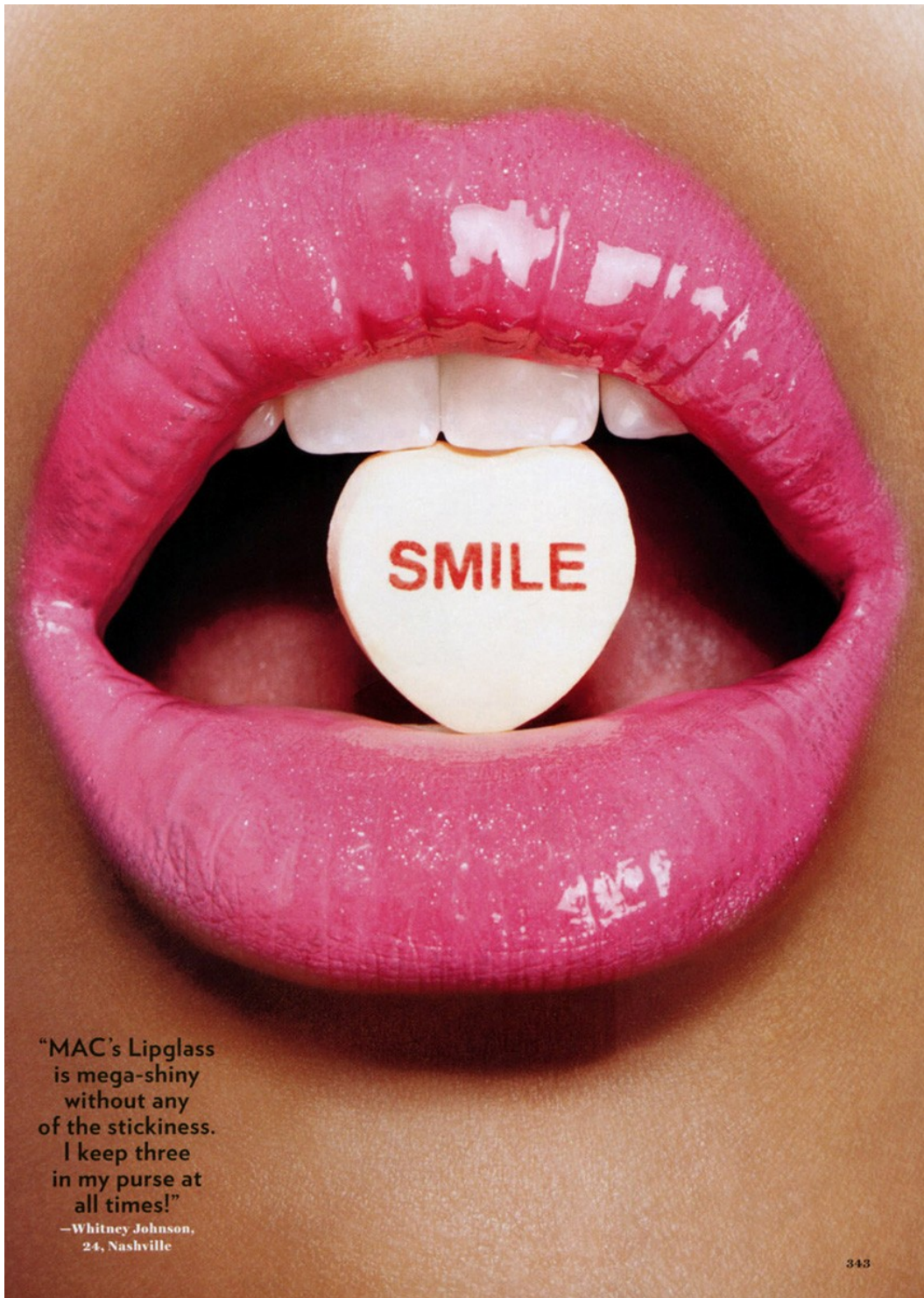
—Megan Connolly, 26,
Ardmore, Pa.

Stylist: Maggie Mann;
models: Anna
Rudenko, Kirby, both at
Women Direct; hair:
Miki for Tim Howard
Management; makeup:
Chris Ardoff for Art
Department; manicures:
Tatyana Molot for
artistsbytimotheprano.com.

Christopher Ardoff

www.art-dept.com

Art Department



Christopher Ardoff

www.art-dept.com

Art Department



PSSST!

*WE'VE GOT A
SECRET*

→ **ACTUALLY, 21 OF THEM—**
insider information we coaxed from hairstylists,
colorists, makeup artists, and manicurists—
**TO HELP YOU GET THE MOST BANG
FOR YOUR BEAUTY-SERVICE BUCKS.**
Read on for all the savvy it takes
to get satisfaction guaranteed.

● ● ● BY JENNY BAILLY PHOTOGRAPHS BY DONNA TROPE ● ● ●

2010 AUGUST 100

Christopher Ardoff

www.art-dept.com

Art Department




1

**Do some
reconnaissance.**

Most salons will allow you a free consultation before you schedule a haircut. But an even better way to suss out a new stylist is to get a blow-out. "You'll see how she actually handles your hair," says Eva Scrivo, owner of the Eva Scrivo Salon in New York City. "Plus, you'll get a sense of whether the two of you have chemistry, and if she understands your aesthetic."

Christopher Ardoff

www.art-dept.com

Art Department



Christopher Ardoff

www.art-dept.com

Art Department



Christopher Ardoff

www.art-dept.com

Art Department



DE ALTA TECNOLOGÍA

A partir de los años 60
comenzó el reinado de los
materiales sintéticos, la
revolución de las texturas y
los colores y las formas.

YA NO EXISTEN LÍMITES

Chaqueta y reloj digital,
ambos de adidas Originals.

EN ESTE REPORTAJE:

realización y estilismo,

Sarah Gore-Reeves;

modelo, Lydia Hearst;

maquillaje, Christopher

Ardoff/Dermalogica

para Art Department;

asistentes de moda,

Annie Campbell

y Claudia Talamas.

Christopher Ardoff

www.art-dept.com

Art Department



LA FUERZA DEL COLOR

Cada personalidad es diferente y eso lo sabe adidas Originals. Sólo te falta tu propia música y estás lista para esta nueva aventura. Diviértete y atrevete con el juego de múltiples tonalidades eléctricas donde la

ESTRELLA ERES TÚ. La marca también fusiona los aspectos técnicos de la ropa deportiva con el diseño contemporáneo.

Chaqueta *TV Down*, de adidas Originals by Originals Jeremy Scott; cinturón ancho de adidas Originals.

Christopher Ardoff

www.art-dept.com

Art Department



a cuadros

Cuando lo que necesitas es imponer tu aire de mando, apuesta por el equilibrio cromático, la paz relajada y reconfortante de la lana, y su traducción más precisa al mundo del color en las tonalidades cobre del otoño. Gorra y pañuelo a cuadros, ambos de Burberry; cinturón amplio de lana, usado como gargantilla, de MaxMara.

Christopher Ardoff

www.art-dept.com

Art Department



Christopher Ardoff

www.art-dept.com

Art Department



Christopher Ardoff

www.art-dept.com

Art Department



Christopher Ardoff

www.art-dept.com

Art Department



Christopher Ardoff

www.art-dept.com

Art Department



Come le bionde
platinato anni '60:
una riga sexy e ciglia
superlunghe, Eye
Liner Tecnico con
pennarello e Super
Mascara
Tridimensionale, extra
nero con polveri
perlato, di Collistar
(16,30 e 17,80 euro).

Christopher Ardoff

www.art-dept.com

Art Department



Sguardo intenso
e sensuale, la riga
è disegnata con un
pennellino sottile e di
alta precisione,
Perfect Eye Liner di
Versace Make Up
(24,10 euro). Ha
collaborato Elisabetta
Dai Bello. Pettinatura
Franco Gobbi, trucco
Christopher Ardoff,
entrambi per Art
Department. Modella
Ekaterina Kiseleva @ Di
Management Group.

Christopher Ardoff

www.art-dept.com

Art Department



Christopher Ardoff

www.art-dept.com

Art Department

A willowy blonde I've seen in recent movies has learned to deftly cover a facial scar

A star is born, thanks to radiant skin and elegant shades. Makeup: Hydra Glow Foundation (\$55), Sheer Blush #6 (\$40) and Lipstick Mania #23 (\$24). All, Giorgio Armani Cosmetics. See Where to Buy for details. Sitings editor: Vivienne Palmer

MODEL: TANNI BOOTHOM; HAIR: ASAGH FOR BUMBLE AND BUMBLE; MAKEUP: CHRISTOPHER ARDOFF

Christopher Ardoff

www.art-dept.com

Art Department




Many patients report tighter, lifted skin after only one session

To get the look, try **Giorgio Armani Cosmetics Shine Lipstick** in #8 (\$24). **Di Modolo** diamond earring, \$21,000 (for pair). 866-346-6365. See Where to Buy for details. Fashion editor: **Anna Levak**. Model: tza Olak; hair: Marcelino for Orlo Salon; makeup: Christopher Ardoff for Christian Dior Cosmetics

Christopher Ardoff

www.art-dept.com

Art Department



Christopher Ardoff

www.art-dept.com

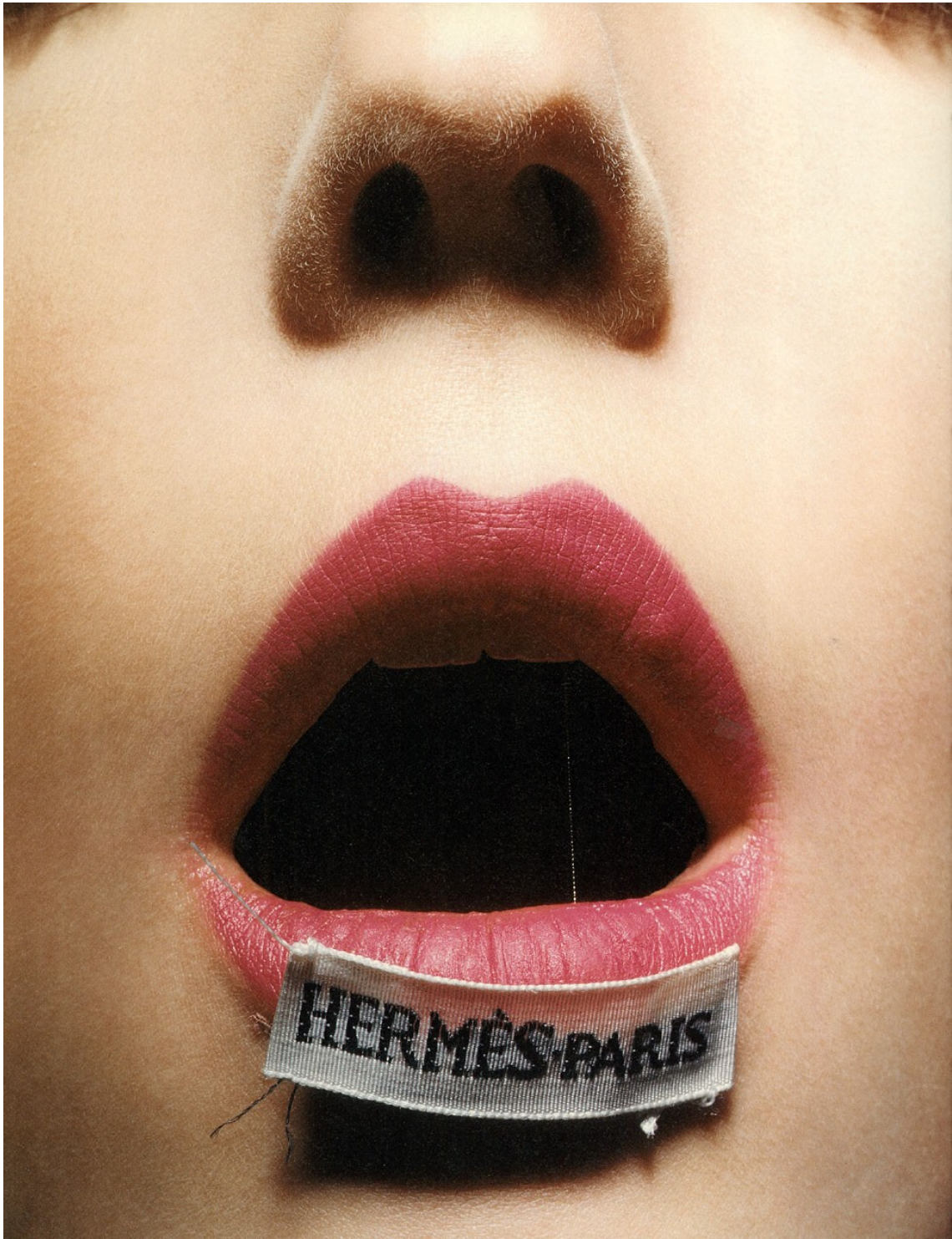
Art Department



Christopher Ardoff

www.art-dept.com

Art Department



Christopher Ardoff

www.art-dept.com

Art Department



Christopher Ardoff

www.art-dept.com

Art Department



Christopher Ardoff

www.art-dept.com

Art Department



Christopher Ardoff

www.art-dept.com

Art Department



ELLE NEWS FITNESS TRENDS HEALTH

BEAUTY

STRAIGHT EDGE

Designers may have sent models down the runways in billowy dresses, but when it comes to hair, flat has never been more stylish. "Smooth, straight hair reflects light, so it always looks extra healthy," says New York City salon owner Paul Labrecque. For maximum glossiness, start with a silicone-based shampoo and conditioner, such as Pantene Pro-V Ice Shine or John Frieda Frizz-Ease Straight Ahead, to coat cuticles and give strands a glazed finish. Next, using a boar-bristle brush ("They're much gentler than nylon or plastic," Labrecque says), separate damp hair into two-inch sections. Glide a ceramic-coated flat iron over each section from roots to ends. "You can skip the blow-dryer because these new tools get hot enough to dry and straighten in one step," he says. "But they won't fry the shaft since they distribute heat evenly, unlike their metal-plated predecessors." To turn natural waves or curls poker-straight, Labrecque recommends ironing smaller one-inch pieces. To finish, rub a drop of oil-free shine serum, such as Kérastase Sérum Nutri-Sculpt, onto ends to prevent flyaways. "This style really shines," he says. "And it's easy to pull off."

Brighten up: Just because your hair is flat doesn't mean your makeup should be. To avoid looking overly severe, balance the style with stained cheeks, lips, and eyes in cheery shades. Try Gel Cheek Color in Pink Flush, Lip Glaze Stick in Fruit Punch, and Smudge Pot in Plum, all by Stila.

PHOTOGRAPHED BY PHILIPPE SALOMON

WWW.ELLE.COM

ELLE 75

Christopher Ardoff

www.art-dept.com

Art Department

LIVING DOLL

Even when there's a tangle of chains and Garbo-red lips to contend with, cyberwhite eyeliner steals the show every time.

Try Artist's Eye Pencil in White Writer and Pure Color Long Lasting Lipstick in Red Attitude, both, by Estée Lauder. Silk blouse, \$2,680, paillette brooch, \$3,525, long metal-chain necklace, \$2,625, short metal-chain necklace, \$3,195, all, Chanel. Blouse and brooch at Neiman Marcus, call 800-365-7989. Hair by Adam Bryant for Redken at Art Department; makeup by Christopher Ardoff for Christian Dior at Art Department; manicure by Tabitha for Artistsbytimothypriano.com.

Type Face

From romantic, pearl-strewn rock stars to tousled, jewel-laden island goddesses, spring's wide array of characters calls for a restock of the jewelry box—and the makeup bag

Photographed by Donna Trops.
Styled by Lauren Goodman

Christopher Ardoff

www.art-dept.com

Art Department



Christopher Ardoff

www.art-dept.com

Art Department



Christopher Ardoff

www.art-dept.com

Art Department



Christopher Ardoff

www.art-dept.com

Art Department



Christopher Ardoff

www.art-dept.com


Art Department



Christopher Ardoff

www.art-dept.com

Art Department



Christopher Ardoff

www.art-dept.com

Art Department



176

VOGUE JUWELLEN 2002

Christopher Ardoff

www.art-dept.com

Art Department



Christopher Ardoff

www.art-dept.com

Art Department



Christopher Ardoff

www.art-dept.com

Art Department



Christopher Ardoff

www.art-dept.com

Art Department

Fake bake: Barbecuing skin in a tanning bed won't blast blemishes—but it will bring on wrinkles and the risk of cancer. Makeup colors: Cinnamon Stick blush and Luscious Blush lipstick by Neutrogena. Polyester-and-elastic bathing suit by Dolce & Gabbana. Tanning goggles by Peepers. Details, see Credits page.

**“Look at your tush—
it has no wrinkles,
no sun spots. It’s
sun-protected skin.”**

A woman with dark hair pulled back, wearing black tanning goggles and a black halter-neck bikini top. Her arms are raised above her head, and her skin is glistening with oil. The background is a light blue, vertically-pleated curtain. The overall aesthetic is that of a tanning bed advertisement.

Christopher Ardoff

www.art-dept.com

Art Department



Christopher Ardoff

www.art-dept.com

Art Department



Skin care smarts:
Increase the amount of
water you drink, and
decrease your
consumption of coffee,
soda and alcohol

BEAUTY BAZAAR
Give your skin a healthy dose
of H₂O. Lancôme Aqua Fusion
Continuous Infusing Moisturizer
(\$34) uses a patented water
complex to provide all-day,
oil-free hydration. See Where
to Buy for details.
Sittings editor: Anna Levak

Christopher Ardoff

www.art-dept.com

Art Department



Tight, itchy,
flaky skin?
Invest in a
humidifier

BEAUTY BAZAAR
Bare skin looks best with
dramatic—but minimal—
makeup. To get the look, try
Lash XL Maximum Length
Mascara in Black (\$21) and
Electric Intense LipCreme in
Neon (\$22). Both, Estée Lauder.
See Where to Buy for details.
Model: Anne Vyalitsyna;
hair: Bok-Hee; makeup:
Christopher Ardoff

Christopher Ardoff

www.art-dept.com

Art Department



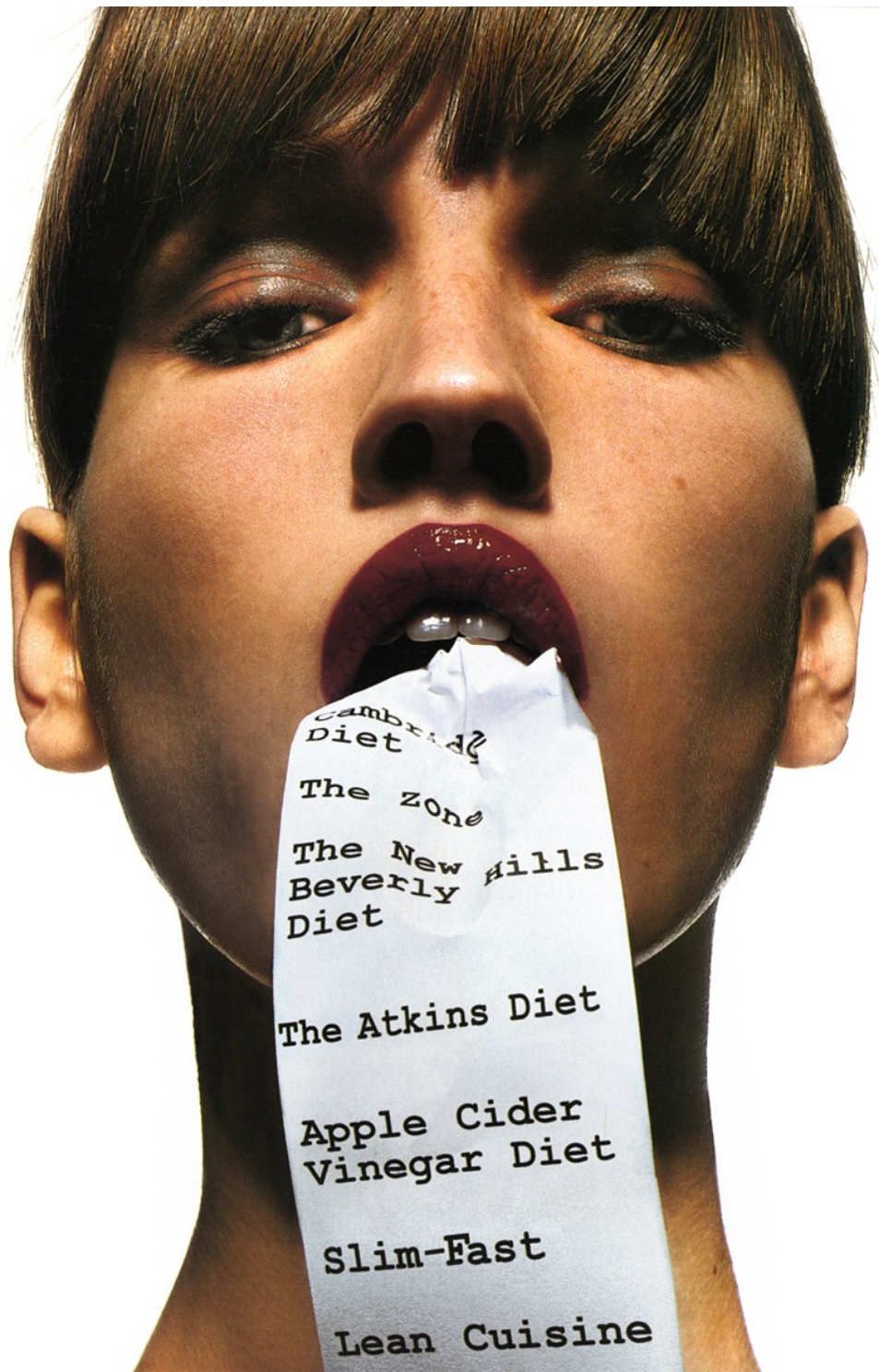
Freckles are cute when you're 12. But by the time you're in your 20s, those dark spots just add years. New antioxidant-packed lightening products aim to erase dark spots—without bleaching skin.

PHOTOGRAPHED BY DONNA TROPE

Christopher Ardoff

www.art-dept.com

Art Department



Christopher Ardoff

Art Department



Christopher Ardoff

www.art-dept.com

Art Department



Yeux : Correcteur Sourcils n°4 brun noir,
Eyeliner Cake noir n°1 • Eye Seal, Mascara Allongant noir
Lèvres : Crayon Contour des Lèvres n°42 vrai rouge,
Rouge à Lèvres n°207 rouge griotte

Look 6

Yeux : Star Powder n°946 beige neutre irisé
Lèvres : Crayon Contour des Lèvres n°51 marron foncé,
Rouge à Lèvres n°221 sable, Matte Lip

Christopher Ardoff

www.art-dept.com

Art Department



Bague *Liens* à motif
simple en or gris
bague *Liens* à motif
croisé, or gris et
diamants, **Chaumet**

Christopher Ardoff

www.art-dept.com