

# Art Department



lob+  
shaggy layers

# CHOP

Ah, the lob—2015's favorite cut. True, it's a certifiable glam machine, flattering nearly every face shape and hair type. But it's January, and pressure's on to change things up. Solution? Three chic evolutions with all the awesomeness of the original.

BY JESSICA CHIA  
PHOTOGRAPHS BY  
JEAN-PHILIPPE MALAVAL

lob+  
jagged bangs

145



lob+  
blunt ends



WHAT LOOK OF THE MONTH

## Guilty Eyes

The browed visage may be a summer mainstay, but this season we're craving a more modern metallic: a rose gold eye set off by copper lashes. The makeup artist, Aquilino Nolasco, who created the look here, used Lancôme Ombre Express Single-Cross Eyeshadow Stick in Coral Dove for the lids and Bronze Falshe to deepen the creases. The lashes received a gliding of Lancôme Grandiose Mascara in Brun Mirloune, a shimmering layer. "Shiny and dewy eyes reflect the sunlight and make you look younger," Nolasco says. As per as good as gold. KATE ROCKEN

Apple watch beauty note: Hot summer days call for an elegant hydrator that Lancôme's Eau de Vie Daily Lotion in Gel. For stores, prices, and more, go to [www.lancome.com](http://www.lancome.com) or [lan.com](http://lan.com).

Photograph by DIEGO UCHITTE. Styled by ANDREAS MOKKINO

# Roseann Singleton

[www.art-dept.com](http://www.art-dept.com)



# Art Department



Roseann Singleton

[www.art-dept.com](http://www.art-dept.com)



# Art Department



## ON THE MENU: MARSALA

### The Hue

Mauve brown

### The Look

On nails, it's a sophisticated, mid-toned neutral that goes with every item of clothing and is a bit of a nod to the '70s, which is having a big moment in fashion and beauty," says New York City manicurist Geraldine Holland.

# Ripe for Summer

### About Face

When one feature is done in wine, keep the others in the same color family, but more muted. For example, "If you go with a bold wine eye, go light on the lips," says New York City makeup artist Annelise Dunaway. To soften things, use a gloss or tinted balm instead of a lipstick on cheeks, a cream or gel blush applied with a dampened sponge instead of powder, and on eyes, skip shadow and define with a liner instead.

VINO-HUED MAKEUP HAS BEEN IN A LONG-TERM LOVE AFFAIR WITH AUTUMN. BUT FRESHER TAKES ON MARSALA, BORDEAUX, AND ZINFANDEL. PROVE IT'S NOT ABOVE A WARM-WEATHER FLING. GET A TASTE AND SEE. IT'S ALWAYS WINE O'CLOCK SOMEWHERE!

BY JILL PERCIA

134

PHOTOGRAPHS BY TON LOUISMACHERS



## GREED

When it comes to gold bangles and timepieces, you can never have too much of a good thing.

Gold vermeil Ask bracelet, Alan Bos, \$725  
Yellow-gold watch with white dial, Rolex, \$15,900  
Redesignated antique gold watch with heart motif, Chrome Hearts, \$14,985  
Yellow-gold watch with champagne dial, Rolex, \$13,300  
Gold link bracelet Christian Dior Fine Jewelry, \$14,320

■ BEAUTYWATCH The dressed-for-success look calls for long nails dipped in molten red. Yves Saint Laurent Ring Colour Tanguer N62

42



## 21 Pick your polish wisely.

Many salons use nail polish thinners when their old polishes start to thicken with age. Thinners compromise both the color and integrity of the formula. If the bottle is less than three-quarters full, ask for a new one, says Park. A freshly opened bottle of polish can make your pedicure last weeks longer than an older, and potentially thinned-out, bottle. **10**

**FAST THINKING** It takes only seconds to choose the right polish at the salon; a wise choice can make your manicure last longer.

# Roseann Singleton

www.art-dept.com



# Art Department



Roseann Singleton

[www.art-dept.com](http://www.art-dept.com)



# Art Department



Roseann Singleton

[www.art-dept.com](http://www.art-dept.com)



# Art Department



**DAY TWENTY-NINE**

**Wave Maker** The, you can induce beachy texture into your slick-straight hair. See why sprays come waves from even the flattest hair. Style *SEXY* California. *Wavyday the Day Spray* (\$17; drugstore) liberally through wet hair, then use your fingers to create small twists as it dries.

**DAY THIRTY-ONE**

**False Proof** If you wear full-lip makeup as the apply the fringe. It takes only a few more seconds than layering mascara, and there's no need for touch-ups. Try half-crips, like *Sephora Collection Jumbo Lash Curl* (\$10; sephora.com), and end the mouth with a real eye-quest.

**DAY THIRTY**

**Glow Fido** Thank your foundation for a soft-focus and feel the thrill of tracing out the door hardware—but still eyes closed. We like *Jardivorms* *Overhead Glow Rubles Face Primer* (\$24; jardivorms.com).



**DAY FIVE**



**Brush Hair** Smooth, defined waves help you look polished even on makeup-free days. A natural egg white *Ammonium L-Sulfate Shampoo* (\$20; amazon.com) fills to grip and tapers evenly. Brush the ends out from the inner corners of your brows to the ends.

**DAY SIX**

**Shimmer A-Ga-Ga** Give your skin a subtle glow with a shimmer moisturizing oil, like *2Dontone* *Prima Pure Illuminating Oil* (\$37; usa.loccitane.com). Don't go overboard—apply a light layer only on your collarbones, the tops of your shoulders, and your legs.

**DAY SEVEN**

**Hot Lips** Every time you're berry lipstuck at the bottom of your purse for a coral gloss. They create shade that flatter every skin tone. *Shimmery Glossy Finish Lip Gloss* on *Phantasmagoria* (\$16; beautycounter.com) and *Shine Kisses Shine Lane Lip Gloss* on *Cosmeceuticals* (\$9; harpt.com).




Roseann Singleton

www.art-dept.com





# Art Department



Roseann Singleton



# Art Department



Roseann Singleton



# Art Department



Roseann Singleton

www.art-dept.com

# Art Department



Roseann Singleton

[www.art-dept.com](http://www.art-dept.com)



# Art Department



bellezza nuovi orizzonti



Trucco Rebecca  
Rostropo e The  
Wall Group,  
capelli Thomas  
McKiever, manicure  
Roseann Singleton  
e Art Department

ggi le indiane com-  
prano occidentale. E si ritrovano fra le mani  
prodotti ispirati alle loro ricche tradizio-  
ni. Crescere a pane e ayurveda, non si stupi-  
scono del colore arancione del tuono di  
kumis, né di quello antiche della bowellia  
(resina), conoscono bene il profumo del  
gelsomino Sambac. Anziché utilizzare  
ogni sostanza al naturale, come in passato,  
scegliono prodotti industriali che le conteng-  
ono più pratici da conservare, più funzio-  
nali e (relativamente) poco costosi. Le in-  
diane non hanno rinunciato alle regole  
tradizionali, si limitano a filtrarle secondo la  
nuova visione della bellezza più global. An-  
che se difficilmente troveranno il tempo da  
dedicare alla cerimonia rituale del bagno. La  
tradizione vuole che nella vasca ci si immer-  
ga prima con l'olio di olio, uno per i cor-  
pelli, uno per il viso, uno per il corpo, e  
poi ci si sciacqui in acqua profumata. quin-  
di, dopo l'incipriatura da capo a piedi con  
una sorta di farina di ceci, si passa in un'ac-  
qua arricchita da 40 erbe. In tutto, se ne va  
almeno mezza mattina. Sul profumo, invec-  
ce, le indiane possono continuare a osserva-  
re gli insegnamenti di madre e zie. E prevista  
l'applicazione di diverse sostanze per ogni  
zona del corpo: oli aromatici per i lobi delle  
orecchie e il palmo della mano, cocco e  
cappone profumato di muschio per gli  
denti, cardamomo e cannella per la  
bocca. Niente henné sulle mani (è conside-  
rata una zona molto intima e la decorazio-  
ne è riservata al giorno delle nozze), pelle del  
viso schiarita da prodotti confezionati ad  
hoc per il mercato indiano e sguardo pro-  
fondo: l'indiana emancipata oggi si presenta  
così. E potrebbe insegnare a tutte. Forse di  
applicare il kajal ieri un unguento anti-  
infiammatori, un ornamento per gli uomini e  
persino per gli elefanti. Oggi, il cosmetico  
orientale più popolare al mondo. Meglio  
scegliere una matita kajal, meno pastosa di  
quello puro, facile da sfumare e da ritoccare,  
sull'esempio delle giovani di Mumbai. Appa-  
renta più complicata la scelta della pennel-  
lata di colore sulla palpebra: giallo oro,  
corallo o turchese. Da copiare dai film  
made in India.

**PSSST!**

**WE'VE GOT A SECRET**

→ ACTUALLY, 21 OF THEM —  
insider information we coaxed from hairstylists,  
colorists, makeup artists, and manicurists —  
**TO HELP YOU GET THE MOST BANG  
FOR YOUR BEAUTY-SERVICE BUCKS.**

Read on for all the savvy it takes  
to get satisfaction guaranteed.

BY JENNY BAILLY PHOTOGRAPHS BY DONNA TROPE

## Roseann Singleton

www.art-dept.com



# Art Department




Roseann Singleton

[www.art-dept.com](http://www.art-dept.com)



# Art Department



Der eigenartige Knochen  
- Signal des Hungers  
und unserer unstillbaren  
Sucht nach immer  
mehr. Wir Kulturmen-  
schen lassen uns aller-  
hand erfüllen, um  
diese Sucht zu zügeln  
und zu beschlügen.  
Aber wenn sie über-  
mäßig wird, ver-  
narrt sie uns daran,  
dass wir auch  
nur Tiere sind.

## Roseann Singleton

[www.art-dept.com](http://www.art-dept.com)


# Art Department



Roseann Singleton



# Art Department



Roseann Singleton

# Art Department



The lazy woman's guide to **gorgeous hair**

Hair is not a test! It's fine to cheat, take short cuts or use a sneaky trick – especially when the results look this good

Photographs by Kenneth Willardt | Styled by Charlotte-Anne Fidler

**1** **FAKE HOT-ROLLER WAVES IN 25 MINUTES**

**You'll save** About 35 minutes (a blow-dry and a full head of rollers can take a good hour)


Meticulously curling every last strand isn't the only way to transform flat hair into lush waves. "Forget the hair underneath – just pay attention to the parts that show," says backstage pro Kevin Ryan. Blow-dry while combing hair with your fingers, pull bottom layers into a ponytail to get them out of the way and blow out just the top and front sections with a round brush. While hair is still warm, wrap two-inch chunks of hair around large Velcro rollers; five should do it. Mist with hairspray, try Extra-Body Firm Finishing Spray £6.50 Paul Mitchell. Wait for ten minutes – go do your make-up – and then remove rollers. Look gorgeous waves! ▶

Roseann Singleton

www.art-dept.com



# Art Department



Roseann Singleton

www.art-dept.com

# Art Department



Roseann Singleton

www.art-dept.com



# Art Department



## 10 TRY AN INSTANT FOOT TREAT

They work hard; show them the love! An emerging soak: Estotopa Marine Sea Salts (above left, \$32, [essie.com](http://essie.com)). To cool tired heels, try OPI Cucumber Massage Lotion (\$15, [opi.com](http://opi.com) for salon locations). A good smoother: Borghese Satina Softening Callus Remover (\$2.95, at Walgreens). Want her polish? Try Tracy Reese for Sally Hansen Nail Lacquer in Cherry Glass (\$4, at drugstores). Shoes, Versace. See Go Shopping for more information. Stylist: Charlotte-Anne Fidler; hair: Thomas McDouar at [artistsbytimothyriano.com](http://artistsbytimothyriano.com); makeup: Susan Giordano at Kramer + Kramer; manicures and pedicures: Roseann Singleton at Art Department; production: Duke for [shakaproductions.com](http://shakaproductions.com).



## 50s Strong Lips

This season's dramatic mouth is less Lady Gaga (electric color, vinyl finish) than Grace Kelly (rich color, velvet finish). To keep the effect perfectly polished, fill in the lips completely with a lipstick that matches your lipstick shade, then use a brush to apply the lipstick. "The way in the pencil will stop the lipstick from bleeding around the edges," says Markey. Remember: When the focus is on a deeply pigmented mouth, the rest of the face plays a supporting role. Turn out any blemishes or shadows with concealer, and define your brows with a pencil that's about two shades lighter than their natural color. Keep eye makeup simple, with a neutral shadow (try light gray or beige) and black mascara. Dress, Talbots. Goggles, Roseann Assoulin for Lee Angel.

## Classic Comebacks

What year is this? we wondered as we gazed upon a luscious spread of new fall makeup. **RICH RED LIPSTICKS** called to mind the formal elegance of the '50s, **SHIMMERY SHADOWS** put us in a disco frame of mind, and **HOLD-IT-SHIES** brought on an '80s flashback. Intrigued by the possibilities, we enlisted makeup artist Denise Markey to help us update five memorable trends with the sumptuous colors and textures of 2010.

BY JENNY BALLY • PHOTOGRAPHS BY MARY ROZZI

OCTOBER 2010 | OPRAN.COM 83

# Roseann Singleton

[www.art-dept.com](http://www.art-dept.com)

# Art Department



Roseann Singleton

www.art-dept.com