

Art Department



Michele Faro

www.art-dept.com

Art Department



Michele Faro

www.art-dept.com

Art Department



Michele Faro

www.art-dept.com

Art Department



Michele Faro

www.art-dept.com

Art Department



Michele Faro

www.art-dept.com

Art Department



Michele Faro

www.art-dept.com

Art Department



Michele Faro

www.art-dept.com

Art Department



Michele Faro

www.art-dept.com

Art Department



Michele Faro

www.art-dept.com

Art Department



Michele Faro

www.art-dept.com

Art Department



Michele Faro

www.art-dept.com

Art Department



Michele Faro

www.art-dept.com


Art Department



Michele Faro

www.art-dept.com

Art Department



Michele Faro

www.art-dept.com

Art Department



Michele Faro

www.art-dept.com

Art Department



Michele Faro

www.art-dept.com

Art Department



Michele Faro

www.art-dept.com

Art Department



Michele Faro

www.art-dept.com

Art Department



Michele Faro

www.art-dept.com

Art Department



Michele Faro

www.art-dept.com

Art Department



Michele Faro

www.art-dept.com

Art Department



Michele Faro

www.art-dept.com

Art Department



Michele Faro

www.art-dept.com

Art Department



Michele Faro

www.art-dept.com

Art Department



Michele Faro

www.art-dept.com


Art Department



Michele Faro

www.art-dept.com

Art Department



Michele Faro

www.art-dept.com

Art Department



Michele Faro

www.art-dept.com

Art Department



Michele Faro

www.art-dept.com

Art Department



Michele Faro

www.art-dept.com

Art Department



Michele Faro

www.art-dept.com

Art Department



Michele Faro

www.art-dept.com

Art Department



Michele Faro

www.art-dept.com

Art Department



Michele Faro

www.art-dept.com

Art Department



Michele Faro

www.art-dept.com

Art Department



Michele Faro

www.art-dept.com

Art Department



Michele Faro

www.art-dept.com

Art Department



Michele Faro

www.art-dept.com

Art Department



Michele Faro

www.art-dept.com

Art Department



Michele Faro

www.art-dept.com

Art Department



Michele Faro

www.art-dept.com

Art Department



Michele Faro

www.art-dept.com

Art Department



Michele Faro

www.art-dept.com

Art Department



Michele Faro

www.art-dept.com


Art Department



Michele Faro

www.art-dept.com

Art Department



Michele Faro

www.art-dept.com

Art Department



Michele Faro

www.art-dept.com

Art Department



Michele Faro

www.art-dept.com

Art Department



Michele Faro

www.art-dept.com

Art Department



Michele Faro

www.art-dept.com


Art Department



Michele Faro

www.art-dept.com

Art Department



Michele Faro

www.art-dept.com

Art Department



Michele Faro

www.art-dept.com

Art Department



Michele Faro

www.art-dept.com

Art Department



Michele Faro

www.art-dept.com

Art Department



Michele Faro

www.art-dept.com

Art Department



Michele Faro

www.art-dept.com

Art Department



Michele Faro

www.art-dept.com

Art Department



Michele Faro

www.art-dept.com

Art Department

SEPHORA



#TRENDINGatSEPHORA
HIGHLIGHTING

Next-gen formulas and finishes.



Michele Faro

www.art-dept.com

Art Department

SEPHORA

For a
HOLOGRAPHIC GLOW



GLOW LOW

GLOW HIGH

Michele Faro

www.art-dept.com

Art Department

SEPHORA

For a
SHIMMER GLOW



GLOW LOW

GLOW HIGH

Michele Faro

www.art-dept.com

Art Department

SEPHORA

For a
DEWY GLOW



GLOW LOW

GLOW HIGH

Michele Faro

www.art-dept.com

Art Department



Michele Faro

www.art-dept.com

Art Department



Michele Faro

www.art-dept.com

Art Department



Michele Faro

www.art-dept.com

Art Department



Michele Faro

www.art-dept.com

Art Department



Michele Faro

www.art-dept.com

Art Department



Michele Faro

www.art-dept.com

Art Department



Michele Faro

www.art-dept.com

Art Department



Michele Faro

www.art-dept.com

Art Department



Michele Faro

www.art-dept.com

Art Department



Michele Faro

www.art-dept.com

Art Department



Michele Faro

www.art-dept.com


Art Department



Michele Faro

www.art-dept.com


Art Department



Michele Faro

www.art-dept.com

Art Department



Michele Faro

www.art-dept.com

Art Department



Michele Faro

www.art-dept.com

Art Department



Michele Faro

www.art-dept.com

Art Department



Michele Faro

www.art-dept.com

Art Department



Michele Faro

www.art-dept.com

Art Department



Michele Faro

www.art-dept.com

Art Department



Michele Faro

www.art-dept.com

Art Department



Michele Faro

www.art-dept.com

Art Department



Michele Faro

www.art-dept.com

Art Department



Michele Faro

www.art-dept.com

Art Department



Michele Faro

www.art-dept.com

Art Department



Michele Faro

www.art-dept.com

Art Department



Michele Faro

www.art-dept.com

Art Department



Michele Faro

www.art-dept.com

Art Department



Michele Faro

www.art-dept.com

Art Department



Michele Faro

www.art-dept.com

Art Department



Michele Faro

www.art-dept.com

Art Department



Michele Faro

www.art-dept.com

Art Department



Michele Faro

www.art-dept.com

Art Department



Michele Faro

www.art-dept.com

Art Department



Michele Faro

www.art-dept.com

Art Department



Michele Faro

www.art-dept.com

Art Department



Michele Faro

www.art-dept.com

Art Department



Michele Faro

www.art-dept.com

Art Department



Michele Faro

www.art-dept.com

Art Department



Michele Faro

www.art-dept.com

Art Department



Michele Faro

www.art-dept.com

Art Department



Michele Faro

www.art-dept.com

Art Department



Michele Faro

www.art-dept.com

Art Department



Michele Faro

www.art-dept.com

Art Department



Michele Faro

www.art-dept.com

Art Department



Michele Faro

www.art-dept.com

Art Department



Michele Faro

www.art-dept.com

Art Department



Michele Faro

www.art-dept.com

Art Department



Michele Faro

www.art-dept.com

Art Department



Michele Faro

www.art-dept.com

Art Department



Michele Faro

www.art-dept.com

Art Department



Michele Faro

www.art-dept.com

Art Department



Michele Faro

www.art-dept.com

Art Department



go **NUDE** or make a *Statement*

Michele Faro

www.art-dept.com

Art Department

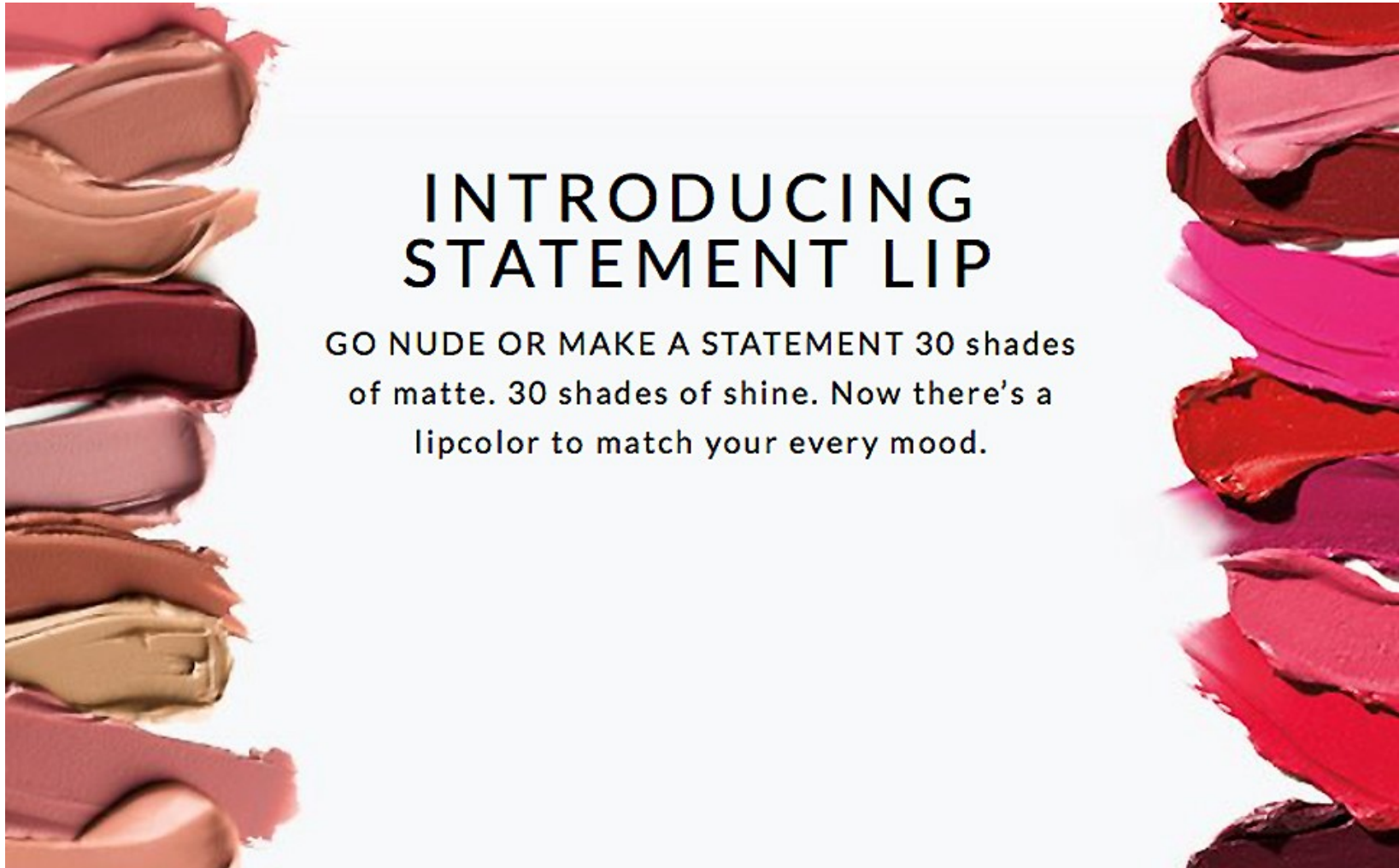


go **NUDE**

Michele Faro

www.art-dept.com

Art Department



Michele Faro

www.art-dept.com

Art Department



Michele Faro

www.art-dept.com


Art Department



Michele Faro

www.art-dept.com

Art Department



Michele Faro

www.art-dept.com


Art Department



Michele Faro

www.art-dept.com


Art Department



Michele Faro

www.art-dept.com


Art Department



Michele Faro

www.art-dept.com


Art Department



Michele Faro

www.art-dept.com

Art Department



Michele Faro

www.art-dept.com

Art Department



Michele Faro

www.art-dept.com


Art Department



Michele Faro

www.art-dept.com


Art Department



Michele Faro

www.art-dept.com

Art Department



Michele Faro

www.art-dept.com

Art Department



Michele Faro

www.art-dept.com

Art Department



Michele Faro

www.art-dept.com


Art Department



Michele Faro

www.art-dept.com

Art Department



Michele Faro

www.art-dept.com

Art Department



Michele Faro

www.art-dept.com

Art Department



PAT McGRATH LABS

Michele Faro

www.art-dept.com

Art Department



Michele Faro

www.art-dept.com

Art Department



Michele Faro

www.art-dept.com

Art Department



Michele Faro

www.art-dept.com

Art Department



Michele Faro

www.art-dept.com

Art Department



Michele Faro

www.art-dept.com

Art Department



Michele Faro

www.art-dept.com

Art Department



Michele Faro

www.art-dept.com


Art Department



Michele Faro

www.art-dept.com


Art Department



Michele Faro

www.art-dept.com

Art Department



Michele Faro

www.art-dept.com

Art Department



Michele Faro

www.art-dept.com

Art Department



Michele Faro

www.art-dept.com

Art Department



Michele Faro

www.art-dept.com

Art Department



Michele Faro

www.art-dept.com

Art Department



Michele Faro

www.art-dept.com

Art Department



Michele Faro

www.art-dept.com

Art Department



Michele Faro

www.art-dept.com

Art Department



Michele Faro

www.art-dept.com

Art Department



Michele Faro

www.art-dept.com

Art Department



Michele Faro

www.art-dept.com

Art Department



Michele Faro

www.art-dept.com

Art Department



Michele Faro

www.art-dept.com

Art Department



Michele Faro

www.art-dept.com

Art Department



Michele Faro

www.art-dept.com

Art Department



Bath & Body Works®

Michele Faro

www.art-dept.com

Art Department



Michele Faro

www.art-dept.com

Art Department



Bath & Body Works®

Michele Faro

www.art-dept.com

Art Department



Michele Faro

www.art-dept.com

Art Department



Michele Faro

www.art-dept.com

Art Department



Michele Faro

www.art-dept.com

Art Department



Michele Faro

www.art-dept.com

Art Department



Michele Faro

www.art-dept.com

Art Department



Michele Faro

www.art-dept.com


Art Department



Michele Faro

www.art-dept.com


Art Department



Michele Faro

www.art-dept.com

Art Department



Michele Faro

www.art-dept.com


Art Department



Michele Faro

www.art-dept.com

Art Department



Michele Faro

www.art-dept.com

Art Department



Michele Faro

www.art-dept.com

Art Department



Michele Faro

www.art-dept.com

Art Department

allure



Read Our LIPS

Welcome to fall, where our happy place is
full of vampy plums, gentle nudes, baby-doll pinks...
oh, we could go on. (And we will.)

Michele Faro

www.art-dept.com

Art Department



Michele Faro

www.art-dept.com

Art Department



Michele Faro

www.art-dept.com

Art Department



Michele Faro

www.art-dept.com


Art Department



Michele Faro

www.art-dept.com

Art Department



Michele Faro

www.art-dept.com

Art Department



Michele Faro

www.art-dept.com


Art Department



Michele Faro

www.art-dept.com


Art Department



Michele Faro

www.art-dept.com

Art Department



Michele Faro

www.art-dept.com

Art Department



Michele Faro

www.art-dept.com

Art Department



Michele Faro

www.art-dept.com


Art Department



Michele Faro

www.art-dept.com

Art Department



Michele Faro

www.art-dept.com

Art Department



Michele Faro

www.art-dept.com

Art Department



Michele Faro

www.art-dept.com

Art Department



Michele Faro

www.art-dept.com

Art Department



Michele Faro

www.art-dept.com

Art Department



Michele Faro

www.art-dept.com


Art Department



Michele Faro

www.art-dept.com

Art Department



Michele Faro

www.art-dept.com

Art Department

CLEANLINESS IS NEXT TO GODLINESS

YIN AND YANG, POSITIVE AND NEGATIVE, LIGHT AND DARK. MAN'S DUALITY IS BEST PONDERED WITH PURE PORES, AS FRESHNESS IS EASILY ADVOCATED OVER FILTH.

PHOTOGRAPHY DANIEL LINDH
FASHION JULIAN ANTETOMASO



LIGHT
TOM FORD
OIL-FREE DAILY MOISTURIZER

DARK
TOM FORD
INTENSIVE PURIFYING MUD MASK

PROP STYLIST MICHELE FARO (ART DEPARTMENT) PHOTO ASSISTANTS NICK DAMIANO AND COLE SUTZKY
PRODUCTION BO ZHANG (MANAGEMENT ARTISTS) LOCATION HOOT STUDIOS CATHERINE MONTFERRONE

Michele Faro

www.art-dept.com

Art Department



Michele Faro

www.art-dept.com

Art Department



Michele Faro

www.art-dept.com


Art Department



Michele Faro

www.art-dept.com

Art Department



Michele Faro

www.art-dept.com

Art Department



Michele Faro

www.art-dept.com


Art Department



Michele Faro

www.art-dept.com

Art Department



Michele Faro

www.art-dept.com

Art Department



Michele Faro

www.art-dept.com

Art Department



Michele Faro

www.art-dept.com

Art Department



Michele Faro

www.art-dept.com

Art Department



Michele Faro

www.art-dept.com

Art Department



Michele Faro

www.art-dept.com

Art Department



Michele Faro

www.art-dept.com

Art Department



Michele Faro

www.art-dept.com

Art Department



Michele Faro

www.art-dept.com

Art Department



Michele Faro

www.art-dept.com

Art Department



Michele Faro

www.art-dept.com

Art Department



Michele Faro

www.art-dept.com

Art Department



Michele Faro

www.art-dept.com

Art Department



Michele Faro

www.art-dept.com

Art Department



Michele Faro

www.art-dept.com

Art Department



Michele Faro

www.art-dept.com


Art Department



Michele Faro

www.art-dept.com

Art Department



Michele Faro

www.art-dept.com

Art Department



Michele Faro

www.art-dept.com

Art Department



Bath & Body Works®

Michele Faro

www.art-dept.com

Art Department



Michele Faro

www.art-dept.com

Art Department



Bath & Body Works®

Michele Faro

www.art-dept.com

Art Department



Michele Faro

www.art-dept.com

Art Department



Michele Faro

www.art-dept.com

Art Department



Michele Faro

www.art-dept.com

Art Department



Michele Faro

www.art-dept.com

Art Department



Michele Faro

www.art-dept.com

Art Department



Michele Faro

www.art-dept.com

Art Department



Michele Faro

www.art-dept.com

Art Department



Michele Faro

www.art-dept.com

Art Department



Michele Faro

www.art-dept.com

Art Department



Michele Faro

www.art-dept.com

Art Department



Michele Faro

www.art-dept.com

Art Department



Michele Faro

www.art-dept.com

Art Department



Michele Faro

www.art-dept.com

Art Department



Michele Faro

www.art-dept.com

Art Department



Michele Faro

www.art-dept.com

Art Department



Michele Faro

www.art-dept.com

Art Department

first, we need to know which foundation you prefer



Michele Faro

www.art-dept.com

Art Department



Michele Faro

www.art-dept.com

Art Department



Michele Faro

www.art-dept.com

Art Department



it's elemental

Michele Faro

www.art-dept.com

Art Department



Michele Faro

www.art-dept.com

Art Department



Michele Faro

www.art-dept.com

Art Department



Michele Faro

www.art-dept.com

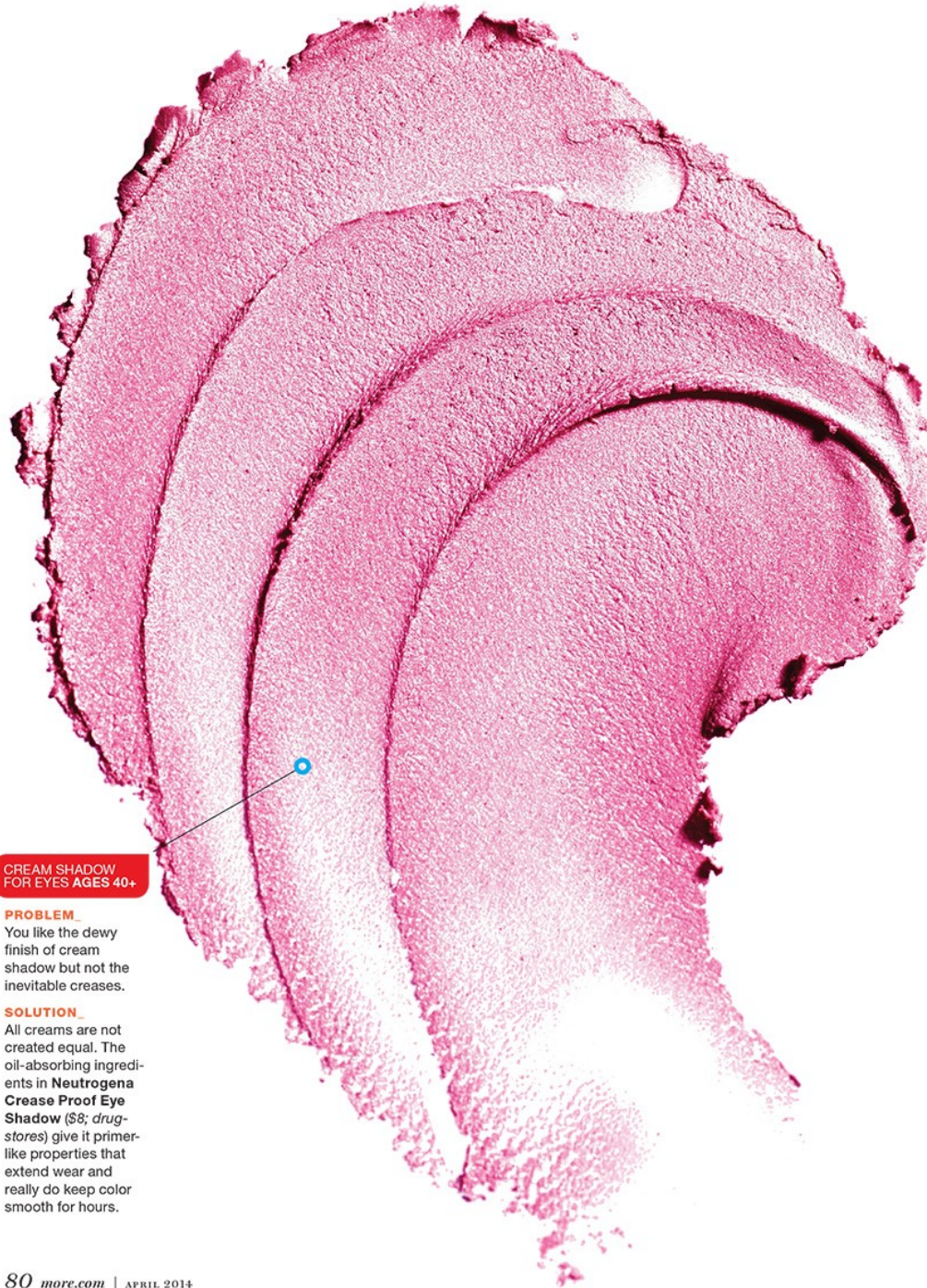
Art Department



Michele Faro

www.art-dept.com

Art Department



CREAM SHADOW FOR EYES AGES 40+

PROBLEM

You like the dewy finish of cream shadow but not the inevitable creases.

SOLUTION

All creams are not created equal. The oil-absorbing ingredients in **Neutrogena Crease Proof Eye Shadow** (\$8; drugstores) give it primer-like properties that extend wear and really do keep color smooth for hours.

80 *more.com* | APRIL 2014

Michele Faro

www.art-dept.com

Art Department

MULTITASKING MAKEUP BRUSH

PROBLEM

A pile of makeup brushes, all needing to be cleaned.

SOLUTION

Save space and time with **Becca's The One Perfecting Brush** (\$49; sephora.com), which can be used to apply blush or bronzer, stipple on foundation or blend highlighter. The goat-hair bristles are anti-microbial—and they're adept at depositing product, so they stay surprisingly clean, enabling you to move from task to task without washing in between.



A LITTLE goes a long way: One drop of color per cheek will perk up your complexion.

BLUSH THAT WON'T BUDGE

PROBLEM

Cream blushes look soft and dewy, but they disappear after an hour or two.

SOLUTION

Like **Maestro Fusion Foundation**, the brand's breakthrough face makeup, **Giorgio Armani Maestro Liquid Fusion Blush** (\$52; saks.com) delivers pigment-packed color suspended in timed-release oils that evaporate over the course of the day to ensure a long-lasting, natural-looking flush. »

APRIL 2014 | more.com 75

Michele Faro

www.art-dept.com

Art Department

TIP
5

Did you know:
Skimping on zzz's
can increase aging
because when you
sleep your body
repairs skin cells.
Get at least
8 hours of
beauty sleep.



ORIGINS
Starting Over™
Age-erasing moisturizer with Mimosa
net wt./poids net 1.7 oz./50 ml e

ORIGINS
Starting Over™
Age-erasing oil-free moisturizer with Mimosa
net wt./poids net 1.7 oz./50 ml e

NEW! ORIGINS
STARTING OVER™
AGE-ERASING MOISTURIZER
WITH MIMOSA
A. Helps improve the appearance
of lines and wrinkles and rebuild
natural collagen. 1.7 oz.
WebID 441771. \$45 each.

Michele Faro

www.art-dept.com

Art Department



REAL SIMPLE

| LIFE MADE EASIER |

five
**beauty
treatments
that will
change
your life**

(and make
every day
a little bit
easier)

amazing
slow-cooker
dinners

**4 inspiring
room
makeovers**

casual pants
to flatter
every figure

**18 classic
beauty
products
you'll use
forever**

\$4.99US \$5.99CAN
realsimple.com



MARCH 2011

Michele Faro

www.art-dept.com

Art Department



Michele Faro

www.art-dept.com

Art Department



the guide | **BEAUTY**



Michele Faro


Art Department



Michele Faro

www.art-dept.com

Art Department



Michele Faro

Art Department



Michele Faro

www.art-dept.com

Art Department

The insider's Guide to healthy Skin

IN YOUR DREAMS, YOUR FACE IS SMOOTH, BLEMISHES DON'T EXIST, AND WRINKLES ARE JUST A FIGMENT OF THE FAR-FLUNG FUTURE. *And then you wake up? Not necessarily.* "GOOD SKIN ISN'T SIMPLY A MATTER OF GOOD GENES," says Jonette Keri, M.D., assistant professor of dermatology at the University of Miami. "Anyone can improve her complexion with the right routine." IT STARTS WITH SELECTING THE BEST CLEANSER FOR YOUR SKIN TYPE (*hint: it's probably not what your best friend uses*), FOLLOWED BY A TARGETED TREATMENT (BUT ONLY IF YOU NEED ONE), a great moisturizer-cum-sunscreen (everyone needs one), and, finally, an overnight preventive measure. ON THESE PAGES, TOP DERMATOLOGISTS SHARE TRUSTED ESSENTIALS TO HELP BUILD YOUR SKIN-CARE DREAM TEAM.

TEXT BY Elizabeth Graves PHOTOGRAPHS BY Christopher Baker

PLUS: REVEALERS: TUNIC: 8166; BROWN: 874-891-9146; FOR ADDITIONAL CREDITS, SEE PAGE 122. HAIR BY KOZMO FOR BRYAN BANTREY; MAKEUP BY CARLO LONGO FOR VINCENT LONGO COSMETICS. PROP STYLING BY MICHELE FARO FOR ART DEPARTMENT.



Michele Faro

www.art-dept.com

Art Department



Michele Faro

www.art-dept.com

Art Department



Michele Faro

www.art-dept.com

Art Department



Michele Faro

www.art-dept.com

Art Department

First, choose the right Cleanser

For Combination Skin
If your face is pretty balanced, with a little oily or dry spell now and then, you have combination skin (which, by the way, is as close to "normal" as it gets). The trick is to wash with a soap-free cleanser that isn't too moisturizing or too drying, either once a day (at night, when most people's skin is dirtiest) or twice (if necessary). At the top of dermatologists' lists: (1) AQUAMIL CLEANSER, \$13, drugstore.com, and CETAPHIL DAILY FACIAL CLEANSER, \$11, drugstores, because they simultaneously clean and nourish, and are less likely to irritate skin.

For Oily or Cleane-Prone Skin
When your skin often shines shortly after you cleanse it, go with an oil-free wash that purifies pores but doesn't strip away all of the natural oils (which only encourages glands to produce more). Lisa Aran, M.D., a New York City dermatologist, likes to use (2) OAT FOAMING FACE WASH, \$4, drugstores. If you get breakouts, experts suggest a cleanser with salicylic acid, like (3) NEUTROGENA OIL-FREE ACNE WASH, \$5.50, drugstores, which sloughs off dead skin and unclogs pores. Pregnant women, however, should avoid salicylic acid as a conservative measure. Instead, opt for a product with alpha hydroxy acids, like lactic or glycolic. TRY M.D. FORTÉ FACIAL CLEANSER III, \$27, skinbuzz.com.

For Sensitive Skin
A complexion that easily becomes red and itchy could be the result of over-nourture, so assess your regimen. "Using scrubs, sudsy bar soaps, and products with fragrances or lots of alpha hydroxy acids can induce skin sensitivity," Keri notes. Rebuild your routine with a mild cleanser with comforting ingredients. Her favorite: (4) AVENO ULTRA-CALMING FOAMING CLEANSER, \$7, drugstores. It contains feverfew, an herb that tames redness and irritation.

For Dry Skin
Your epidermis has a balance of oil and water," explains Linder. "When that's thrown out of whack, skin gets dry and sheds off unevenly in flakey layers." To raise moisture levels, wash only at night to remove makeup and debris, and just rinse with water in the morning. Keri says. Look for highly emollient, creamy products, such as DOVE BEAUTY MOISTURE FOAMING FACIAL CLEANSER, \$5, drugstores, or cleansing oils, like (5) SHU DEMIERA CLEANSING BEAUTY OIL, PREMIUM A.S. \$72, shudemierra.com, a rich wash that removes dirt and waterproof makeup and contains green tea to help protect skin.

84 [Blueprintmag.com](http://blueprintmag.com)

Then, Moisturize and protect

For Oily Skin
Experts recommend using an oil-free moisturizer that has SPF every day. Lisa Donofrio, M.D., associate clinical professor at Yale School of Medicine in New Haven, Connecticut, suggests this approach: Apply (2) NEUTROGENA ULTRA-SHEER DRY-TOUCH SPF 55, \$10, drugstores, and then a sweep of mineral-based powder, like BARE ESSENTIALS BARE MINERALS SPF 15 FOUNDATION, \$25, bareessentials.com. "I love this combination," she says. "The moisturizer contains Helioflex, which provides solid protection from UVA rays, and the mineral makeup prevents shine and deflects light."

For Dry Skin
A rich day cream will help reintroduce some moisture. Linder advises reading product labels to look for the most effective hydrating ingredients. They include glycerin, hyaluronic acid (also listed as sodium hyaluronate), urea, honey, vitamin E, rosehip seed oil, horse oil, and lactic acid. Sun protection is also key, as even winter rays can dry skin (not to mention cause skin cancer and premature aging). Try (3) DOVE DEEP MOISTURE DAY CREAM SPF 15, \$7.50, drugstores. Its thick formula contains glycerin and linoleic acid, an emollient omega-3 fatty acid. Apply it right after cleansing or showering, while your skin is still damp, to seal in the water.

For Sensitive Skin
It may seem like a tall—and tricky—order to prevent irritation while also moisturizing and protecting skin from the sun. But with the right lotion, it can be done. Keri and Linder suggest applying (4) AVENOIN REPAIR RELIEF DAILY PERFECTING LOTION SPF 15, \$15, drugstores. Its extra-grade formula contains lipopolysaccharide, a bioactive extract to help soothe skin, and the oil-free fluid's faint green tint color-corrects redness instantly.

For Combination Skin
Fairly harmonious skin (not too dry or too oily) calls for a daily moisturizer that's equally well-balanced (not too light or too heavy). And yes, it also needs to include sun protection. Like many skin experts, Newburger chooses moisturizers formulated with Helioflex (found in Neutrogena and Aveno products) or Menoryl (found in L'Oréal goods) because these ingredients prevent sunscreens from breaking down during the day. An all-around favorite: (1) L'ORÉAL PARIS ANTIWELDER EX DAILY MOISTURIZING CREAM WITH SPF 15 \$20, lorealparis.com. It has Menoryl and a level of SPF sufficient for daily use, and it feels nice on the skin and layers well under makeup.

80 [Blueprintmag.com](http://blueprintmag.com)

Michele Faro

Art Department

{ Then, Moisturize and protect }

For Sensitive Skin
It may seem like a tall—and tricky—order to prevent irritation while also moisturizing and protecting skin from the sun. But with the right lotion, it can be done. Keri and Linder suggest applying (1) **EUCERIN REDNESS RELIEF DAILY PERFECTING LOTION SPF 15**, \$15, drugstores. Its extra-gentle formula contains licochalcone, a licorice extract, to help soothe skin, and the oil-free fluid's faint green tint color-corrects red blotches instantly.

For Oily Skin
Experts recommend using an oil-free moisturizer that has SPF every day. Lisa Donofrio, M.D., associate clinical professor at Yale School of Medicine in New Haven, Connecticut, suggests this approach: Apply (2) **NEUTROGENA ULTRA SHEER DRY-TOUCH SPF 55**, \$10, drugstores, and then a sweep of mineral-based powder, like **BARE ESSENTIALS BARE MINERALS SPF 15 FOUNDATION**, \$25, bareessentials.com. "I love this combination," she says. "The moisturizer contains Helioplex, which provides solid protection from UVA rays, and the mineral makeup prevents shine and deflects light."

For Dry Skin
A rich day cream will help reintroduce some moisture. Linder advises reading product labels to look for the most effective hydrating ingredients. They include glycerin, hyaluronic acid (also listed as sodium hyaluronate), urea, honey, vitamin E, rosehip seed oil, borage oil, and lactic acid. Sun protection is also key, as even winter rays can dry skin (not to mention cause skin cancer and premature aging). Try (3) **DOVE DEEP MOISTURE DAY CREAM SPF 15**, \$7.50, drugstores. Its thick formula contains glycerin and linoleic acid, an emollient omega-3 fatty acid. Apply it right after cleansing or showering, while your skin is still damp, to seal in the water.

For Combination Skin
Fairly harmonious skin (not too dry or too oily) calls for a daily moisturizer that's equally well-balanced (not too light or too heavy). And yes, it also needs to include sun protection. Like many skin experts, Newburger chooses moisturizers formulated with Helioplex (found in Neutrogena and Aveeno products) or Mexoryl (found in L'Oréal goods) because these ingredients prevent sunscreens from breaking down during the day. An all-around favorite: (4) **LA ROCHE-POSAY ANTHELIOS SX DAILY MOISTURIZING CREAM WITH SPF 15**, \$29, anthelios.com. It has Mexoryl and a level of SPF sufficient for daily use, and it feels nice on the skin and layers well under makeup.

86 Blueprintmag.com

Michele Faro

www.art-dept.com

Art Department



Next, Treat as needed

Clear Blemishes
Although only skin is most susceptible, any type can get pimples. The best time to treat spots is after cleansing, but before applying moisturizer. Keri prefers benzoyl peroxide or salicylic acid treatments to extinguish existing spots and keep away new ones. (Note: Benzoyl peroxide can bleach fabrics, so don't get it on clothes or towels.) Dab a light layer of (1) **CLINIQUE ACNE SOLUTIONS CLEANSING MOISTURIZER**, \$16, clinique.com, over pimples or areas prone to breakouts. It contains benzoyl peroxide, along with a light hydrator to prevent drying and flaking. Tip: If you have sensitive skin, apply acne salves when skin is dry. This will hinder deep absorption and help prevent irritation.



De-Puff Eyes
Are eye creams absolutely necessary? Absolutely not, Alan says. However, the skin around your eyes is four times thinner and has fewer oil glands than the rest of your face, so it shows darkness and fatigue first. If yours exhibits either of the above, apply (1) **TEAUME EYE COMPLEX**, \$55, alanos.com. "It's the number-one doctor-recommended eye cream," Keri says. The formula is packed with vitamin C and peptides "to help reduce dark circles, puffiness, and fine lines."

Address Sensitivity
In winter, when outside temperatures are low and indoor heaters are drying out the air, sensitive skin needs extra care and soothing. Amy Newburger, M.D., a dermatologist in Scarsdale, New York, suggests treating red or itchy areas right after cleansing with (2) **ESTÉE LAUDER VERTÉ CALMING FLUID**, \$60, sephora.com. It contains lipids and antioxidants to heal skin and repair its protective barrier, and it's free of common allergens, fragrances, dyes, alcohols, and emulsifiers.

Diminish Dark Spots
Discolorations can surface after years of sun exposure or result from hormone fluctuations caused by pregnancy or birth control pills. To improve your complexion's tone and clarity, smooth a vitamin C treatment on the darkened patch after washing. "Vitamin C, an antioxidant, inhibits the production of enzymes that cause the discoloration," Newburger explains. She prefers (4) **AVON ANEW ALTERNATIVE CLEARLY C**, 10% VITAMIN C SERUM, \$24, avon.com. Vitamin C also prevents wrinkles by promoting collagen formation. Follow up with moisturizer containing SPF to prevent future spots.

Sop-Up Shine
If your skin gets very oily during the day, blot away shine with a tissue instead of covering it with makeup. To curb that gleam ahead of time, apply (3) **MOSMATA NEOCUTANAL GEL CONTROL GEL**, \$23, mosmata.com, to oil-prone areas after cleansing in the morning. It contains mandelic acid, an almond extract, to absorb oil, and alpha hydroxy acids to minimize the appearance of pores.

Finally, at night, Prevent

Dryness
According to the experts, your skin experiences "trans-epidermal water loss" while you sleep. In other words, it gets dry. If you're already on the parched side of the moisture spectrum, bedtime is a smart occasion to apply a rich serum, such as (5) **LEE KAHLE SUPERSKIN CONCENTRATE**, \$68, leekahle.com. This yellow elixir contains many natural moisturizers like vitamin E and rosehip seed oil. It also has lavender and chamomile oils to calm skin and maybe even help relax you.

Future Breakouts
After treating your skin during the day with a lighter—and invisible—product that layers well under makeup, treat them again at night. Keri suggests dabbing (6) **MAKIO SKINSCIENCE EXFOLIANT LOTION**, \$17, makioscience.com, on any visible blemishes and those



you feel coming to the surface. Use a cotton swab to apply. The pale pink formula is preferred by many experts because it contains sulfur to reduce inflammation and redness, as well as salicylic acid to exfoliate skin and deep-clean pores.

Skin Damage
If your skin tone is starting to look dull or uneven (or your conscience is ticking off all those summers spent basking in the sun), apply a proven antioxidant treatment each night to fend off free-radical damage, even out tone, and improve texture. Two antioxidants that have "impressive science behind them," according to David

J. Goldberg, M.D., director of Skin Laser & Surgery Specialists in New York and New Jersey, include idebenone, which is found in (7) **PRIVAGE ANTI-AGING NIGHT CREAM**, \$125, skincare.com, and coffeeberry (from, you guessed it, the coffee plant), which is used in (8) **SKALSKIN NIGHT CREAM**, \$99, dermatore.com.

Fine Lines
There are three keys to keeping skin smooth for the long haul: Sun protection is necessary and every dermatologist is an antioxidant, which help prevent free-radical damage. At night, a retinol treatment will help smooth lines. Retinol, a pure form of vitamin A, continues to be the "gold standard" for generating skin cell turnover," says Newburger. So why isn't everyone using it? "It can be irritating and often leaves skin red and sensitive, so people give up," notes Goldberg. The solution: When using retinol cream, apply a pea-size amount every third night so that your skin can adjust. Then work up to using it every other night. Newburger recommends (9) **JANE FARRAR RETINOL NIGHT REPAIRAL CREAM**, \$55, dermatore.com. "This formula contains retinoids, a form of retinol that's just as potent, yet less irritating." If you're pregnant, she suggests using retinol aliphatic acid and vitamin C treatments instead.

CREATED BY CHRELL GRANT/LEAH ANG AND ELIZABETH GRAVES

Michele Faro

www.art-dept.com

Art Department



Finally, at night, Prevent }

Dryness

According to the experts, your skin experiences "transepidermal water loss" while you sleep. In other words, it gets dry. If you're already on the parched side of the moisture spectrum, bedtime is a smart occasion to apply a rich serum, such as (2) LIZ EARLE SUPERSKIN CONCENTRATE, \$68, lizearle.com. This yellow elixir contains many natural moisturizers like vitamin E and rosehip seed oil. It also has lavender and chamomile oils to calm skin (and maybe even help relax you).

Future Breakouts

After treating pimples during the day with a lighter—and invisible—product that layers well under makeup, treat them again at night. Keri suggests dabbing (5) MARIO BADESCU DRYING LOTION, \$17, mariobadesco.com, onto visible blemishes and those

you feel coming to the surface. Use a cotton swab to apply. The pale pink formula is preferred by many experts because it contains sulfur to reduce inflammation and redness, as well as salicylic acid to exfoliate skin and deep-clean pores.

Skin Damage

If your skin tone is starting to look dull or uneven (or your conscience is ticking off all those summers spent baking in the sun), apply a proven antioxidant treatment each night to fend off free-radical damage, even out tone, and improve texture. Two antioxidants that have "impressive science behind them," according to David

J. Goldberg, M.D., director of Skin Laser & Surgery Specialists in New York and New Jersey, include idebenone, which is found in (1) PREVAGE ANTI-AGING NIGHT CREAM, \$125, elizabetharden.com, and coffeeberry (from, you guessed it, the coffee plant), which is used in (4) REVALÉSKIN NIGHT CREAM, \$99, dermstore.com.

Fine Lines

There are three keys to keeping skin smooth for the long haul: Sun protection is necessary each and every day, as are antioxidants, which help prevent free-radical damage. At night, a retinol treatment will help smooth lines. Retinol, a pure form of vitamin A, continues to be the "gold standard for generating skin cell turnover," says Newburger. So why isn't everyone using it? "It can be irritating and often leaves skin red and sensitive, so people give up," notes Goldberg. The solution: When first using retinol cream, apply a pea-size amount every third night so that your skin can adjust. Then work up to using it every other night. Newburger recommends (3) EAU THERMALE AVÈNE RÉTRINAL 0.1 CRÈME, \$55, dermstore.com. "This formula contains retinaldehyde, a form of retinol that's just as potent, yet less irritating." If you're pregnant, she suggests forgoing retinol altogether and using vitamin C treatments instead.

CREATED BY CYBELLE GRANDJEAN AND ELIZABETH GRAVES

Michele Faro

www.art-dept.com

Art Department

Pack Your Bags, Ladies!



IF YOU'RE FEELING GIRLY
Then carry: A striped (and sequined!) shoulder bag. And fill it with: Pastel makeup, little brushes (because you can always use more blush), and sheer polishes to clash or match your purse—we endorse both.

Clockwise from top left: CHANEL bag, YSL eyeshadow palette, \$58; TOM FORD lip color, \$49; ABRIN makeup brushes, \$148 for set; SEE sunglasses, \$99; LANCOME lip gloss, \$27; TORY BURCH wallet, \$115; MISS DIOR fragrance, \$75; ESSIE nail polish, \$8.50 each; PAUL & JOE balm, \$30. See *Glamour Shopper* for more information.

STYLING: MICHELLE FANO FOR ART DEPARTMENT


Here's the beauty loot our editors are stuffing in their purses this season. Hmm: What will *you* carry?

Photographs by Daniel Lindh

Michele Faro

www.art-dept.com

Art Department



IF YOU'RE FEELING EDDY
Then carry: An oversize clutch with hardware. And fill it with: Sultry perfume, a rich wine-colored lipstick, and smoky-eye essentials galore—the later the night, the sootier your eyes. Go for it!

Clockwise from top right: ALEXANDER WANG bag, \$895. MAC lipstick, \$16. L. ERICKSON USA barrette, \$28. PHILIP B hairspray, \$18. SALLY HANSEN nail polish, \$8. SEPHORA COLLECTION brushes, \$75 for set. MARC JACOBS BEAUTY eyeshadow palette, \$59. MAKE UP FOR EVER pigment, \$20. LORAC eyeliner, \$19. ELIZABETH AND JAMES fragrance, \$22. CELLARIS cell phone case, \$50. CHANEL eyeshadow, \$36. See *Glamour Shopper* for more information.

92
glamour.com



IF YOU'RE FEELING CLASSIC
Then carry: A bright structured bag. And fill it with: Shimmer shadow (dab a bit on lids for a midday wake-up), a chic compact, and always, always a perfect red lipstick.


Clockwise from top left: LIPSTICK QUEEN lipstick, \$50. SMYTHSON notebook, \$110. BY KILIAN fragrance, \$165. COVERGIRL nail polish, \$5.50 each. SWISSCO comb, \$12. SHISEIDO eyeshadow, \$25. MICHAEL MICHAEL KORS bag, \$398. GURU LAIN powder, \$56. See *Glamour Shopper* for more information.

93
glamour.com

Michele Faro

www.art-dept.com

Art Department



Michele Faro

www.art-dept.com

Art Department



Michele Faro

www.art-dept.com


Art Department



Michele Faro

www.art-dept.com

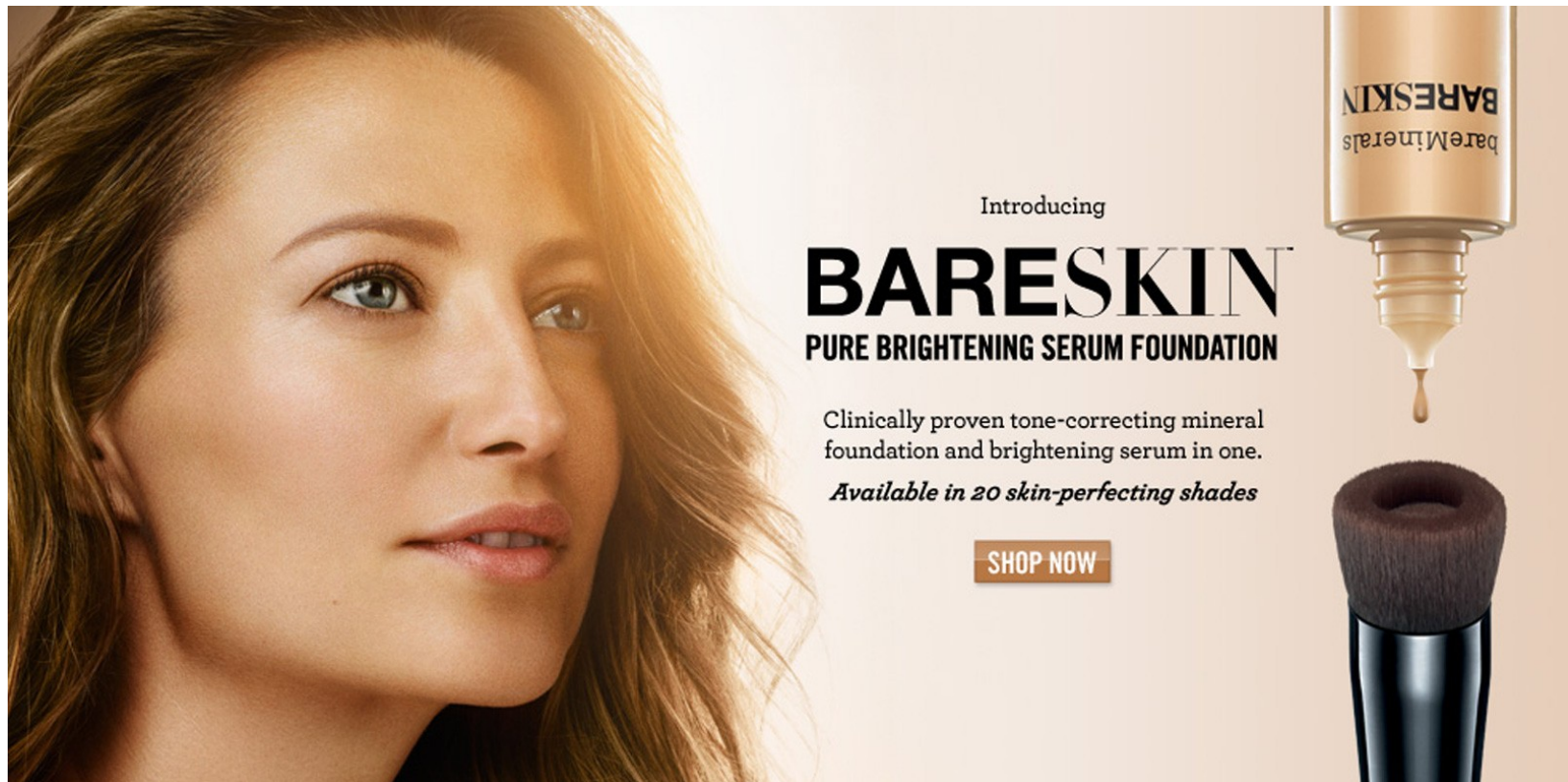
Art Department



Michele Faro

www.art-dept.com

Art Department



Introducing

BARESKIN

PURE BRIGHTENING SERUM FOUNDATION

Clinically proven tone-correcting mineral foundation and brightening serum in one.

Available in 20 skin-perfecting shades

SHOP NOW

The advertisement features a close-up of a woman's face on the left, showing her skin texture and color. On the right, there is a product tube labeled 'BARESKIN bareMinerals' with a single drop of serum falling from its applicator. Below the tube is a dark-colored makeup brush.

Michele Faro

www.art-dept.com