

Art Department



Jenna Menard

www.art-dept.com

Art Department



Jenna Menard

www.art-dept.com

Art Department



Jenna Menard

www.art-dept.com

Art Department



Jenna Menard

www.art-dept.com

Art Department



Jenna Menard

www.art-dept.com

Art Department



Jenna Menard

www.art-dept.com

Art Department



Jenna Menard

www.art-dept.com

Art Department



Jenna Menard

www.art-dept.com

Art Department



Jenna Menard

www.art-dept.com

Art Department



Jenna Menard

www.art-dept.com

Art Department



Jenna Menard

www.art-dept.com

Art Department



Jenna Menard

www.art-dept.com

Art Department



Jenna Menard

www.art-dept.com

Art Department



Jenna Menard

www.art-dept.com

Art Department



Jenna Menard

www.art-dept.com

Art Department



Jenna Menard

www.art-dept.com

Art Department



Jenna Menard

www.art-dept.com

Art Department



Jenna Menard

www.art-dept.com

Art Department



Jenna Menard

www.art-dept.com

Art Department



all eyes on you

From the right wing to the season's most smokin' shadow, here are four fresh ways to glam up your gaze.

by AMBER KALLOR
photography by
PHILIPPE SALOMON

cat eyes

Winged liner only looks intimidating. "The trick is to place a hand mirror below your chin so that you're looking down into it," says New York City makeup artist Jenna Menard. This allows you to keep your eyes open as you work the liner into the base of the lashes. Before doing so, dust a neutral shadow on your lids. Then, pull each eye taut and lightly sketch the shape from inner to outer corner with a flat brush and black powder shadow, kicking it up and out past the lashline. Using a liquid liner pen, trace over it in four short strokes. Define your top lashes with black mascara and fix mistakes with a cotton swab dipped in makeup remover.

154 SHARE | MARCH 2013 | SHARE.COM

Jenna Menard

www.art-dept.com

Art Department



gilded lids

You don't need an arsenal of brushes to nail this metallic look—the key to making it appear effortless is to blend using a “windshield wiper” motion, says Menard. Start by smoothing a gold cream shadow over lids with your fingertip, then dab it out so the color becomes sheer toward the brow bone. Add the same shade to your bottom lashline and inner corner with a small brush and top off your lower lash, lid, and crease with a copper shadow. For more intensity, layer a darker bronze hue in the outer corner and crease. To finish, run a bronze pencil along your inner rim and apply black mascara.

Jenna Menard

www.art-dept.com

Art Department



blue smoke

Retire those expected blacks and grays and light up the night in something more electric. To help the pigment stick, prep lids with a tinted primer, then pat—don't swipe—on an aqua powder shadow from the inner corner to the middle of the lid. Next, dab a cobalt hue on the outer half of your eyelid and lower lashline. Finally, using a clean shadow brush, blend the two shades together, bringing the color slightly above the crease. For that sexy, rock 'n' roll vibe, apply black pencil along your inner rim and smudge it onto your lower lashes. "This defines your eyes and makes a vibrant color more wearable," says Menard. Finish with a few coats of rich black mascara on top and bottom lashes.

Jenna Menard

www.art-dept.com

Art Department



lush lashes

To fake fringe as full and fluttery as this, try a row (or two!) of falsies. First, coat your own lashes with mascara. Then cut each faux-lash strip into two parts, snipping it about one-fourth of the way in from the inside corner. "You'll be using both pieces, but this makes it easier to mimic your eye shape," says Menard. Apply a thin layer of lash glue to the smaller piece (let it sit for 10 seconds so it gets tacky) and place it on the inner part of your eye, close to the base of your lashes. Repeat with the longer band, but affix it toward the outer corner. For a denser look, layer on a second set of faux lashes. Go over your lashline with a black cream liner to conceal any gaps; then fill in your upper rim with an inky pencil.

Jenna Menard

www.art-dept.com

Art Department



Jenna Menard

www.art-dept.com

Art Department



Jenna Menard

www.art-dept.com

Art Department



retro bombshell

In the 1960s, every guy with a pulse had a poster of **Brigitte Bardot** on his wall. Her bed-head hair and smudged liner had that romp-in-the-sheets vibe men still lose their ability to form words over. Steal her look and prepare for heads to turn. Twice.

160

Jenna Menard

www.art-dept.com

Art Department



polished elegance

A bold red lip, defined black liner and a high pony is the LBD of beauty: so simple, yet endlessly chic. **Audrey Hepburn** epitomized the look. Channel her anytime you want to appear finished, not fussy. Can't ever go wrong.

EPIC BEAUTY

These looks stand the test of time but take no time. Be inspired, then do you.

By Cara Sullivan Photographs by Ben Watts

Jenna Menard

www.art-dept.com

Art Department



naturally
gorgeous

Total girl next door. Glow skin and a side-parted blowout look effortless and make you seem approachable. Classic example: **Julie Christie.** (Current: Kate Middleton.) She's that stunning friend you somehow don't hate.

Fashion director, Evyan Metzner; hair, Thomas McKiver at Bond Academy; makeup, Jenna Menard for Clinique; manicure, Violeta Astleian for Beauty Bar; model, Nina van Bree at Women Direct.

162

Jenna Menard

www.art-dept.com

Art Department



Jenna Menard

www.art-dept.com

Art Department



Jenna Menard

www.art-dept.com

Art Department



Jenna Menard

www.art-dept.com

Art Department



Jenna Menard

www.art-dept.com

Art Department



Jenna Menard

www.art-dept.com

Art Department



Jenna Menard

www.art-dept.com

Art Department



Jenna Menard

www.art-dept.com

Art Department



Jenna Menard

www.art-dept.com

Art Department



Jenna Menard

www.art-dept.com

Art Department



strong brows

"Mascara isn't the only way to draw attention to the eyes," explains Clinique Global Colour Artist Jenna Menard. "I like to frame the face with brows." Start with powder and finish with cream liner to get on the fast track to dramatic brows. Ella wears a Fendi jacket. Ligia Dias necklace, \$305.

BEAUTY ACADEMY

Amp up your look! Master these four supereasy ideas from Clinique makeup artist Jenna Menard.
Photographed by Raymond Meier.

162 AUGUST 2012 TEENVOGUE.COM

Jenna Menard

www.art-dept.com

Art Department



glowing skin

Mix and match to create your own perfect product. "Add a little liquid highlighter—like Clinique Up-lighting Liquid Illuminator in Natural—to foundation to score effortlessly gorgeous skin," says Menard. "Curl your lashes and apply one coat of mascara, and you're set!" Rainey wears a Jil Sander Navy dress. Tom Binns safety-pin earrings, \$325. Cartier bracelet. Details, see In This Issue.

FASHION EDITOR:
GLORIA BAUME.

Jenna Menard

www.art-dept.com

Art Department



flushed cheeks

"Don't be scared to go for a statement cheek—it's a quick and easy way to appear awake!" advises Menard, who suggests building up to a bright cheek slowly with a brush and blending thoroughly. Try Clinique Blushing Blush Powder Blush in Breathless Berry for a sweet, rosy glow. Richard Nicoll sweater. Dogeared earrings, \$40. Carven collar, \$210.

watch it.
Get the Teen Vogue Insider app to snap this page and unlock "Foundation 101," a video with Clinique makeup artist Jenna Menard and Teen Vogue beauty director Eva Chen.



Jenna Menard

www.art-dept.com

Art Department



bold liner

"To keep this look school-appropriate, swap out a flashy blue for something more traditional, like deep navy or brown," says Menard. Feeling adventurous? Try Clinique Cream Shaper for Eyes in Deep Cobalt. The Eternal vest. Josh Dotson Studio pyramid earrings, \$260.

In this story:
hair, Rutger
for TIGI/Bed
Head; makeup
Jenna Menard
for Clinique;
manicure,
Michina Koide
for Nars.
Details, see
In This Issue.

LUCAS VISSER

Jenna Menard

www.art-dept.com

Art Department



Jenna Menard

www.art-dept.com

Art Department



Jenna Menard

www.art-dept.com

Art Department



Jenna Menard

www.art-dept.com

Art Department



Jenna Menard

www.art-dept.com

Art Department



Jenna Menard

www.art-dept.com

Art Department



Jenna Menard

www.art-dept.com

Art Department



Jenna Menard

www.art-dept.com

Art Department



Jenna Menard

www.art-dept.com

Art Department



Jenna Menard

www.art-dept.com

Art Department



Jenna Menard

www.art-dept.com

Art Department



Jenna Menard

www.art-dept.com


Art Department



Jenna Menard

www.art-dept.com

Art Department



Jenna Menard

www.art-dept.com

Art Department



Jenna Menard

www.art-dept.com

Art Department



Jenna Menard

www.art-dept.com

Art Department




Silvery eyes

Why you'll love it Shimmer is a nicer pairing with sparkly clothes than the typical go-to party look, the dark, intense smoky eye. And the reflective quality brings out your natural twinkle. Sexy plus happy!

How to wear it You'll need a platinum and a charcoal metallic powder shadow. "The contrast between them creates depth and a softer effect than if you just used matte color," says Jenna Menard, a makeup artist in NYC who created the looks on these pages. Sweep the lighter shadow over the whole lid, then smudge the darker one along the crease so the colors blend along the edges. Trace a dark silvery-gray liner across both lash lines; apply three coats of black mascara so lashes pop.

110

 Friends of the Earth (FOE.org) promotes the right of people to live in a healthy environment.

Jenna Menard

www.art-dept.com

Art Department



A glowing, rosy flush

Why you'll love it Radiate on the outside that warm, fuzzy feeling the holidays give you on the inside. Plus, a sheer wash of a bright color balances the icy tones of this winter's must-have holiday ensembles.

How to wear it Choose a pink that mimics your color after a walk in the cold. (See page 115 for the right shade for you.) Use your finger to draw an X on the apple of cheeks, then "lightly tap, and the heat from your finger will make the blush melt into skin," says Sarah Lucero, a makeup artist in L.A. for Stila. Fashion director, Evyann Meztner

Jenna Menard

www.art-dept.com

Art Department



Sexy raspberry lips

Why you'll love it This pink-based color has the elegance of classic red but with a sweeter quality—the perfect combo for a holiday soiree.

How to wear it With confidence! Using your finger, apply to the center of your bottom lip and spread out, patting to help color sink into lips for a long-lasting finish; a dab of clear gloss on top keeps lips soft and supple.

Sweater, Christopher Fischer, \$895

Jenna Menard

www.art-dept.com

Art Department



SET IT STRAIGHT
Spending too much time and money getting your style chemically straightened? Break free! Summer is the best time to space out—or even phase out—pricy treatments. Instead, sleekify at home with a kit like Organix Ever Straight Brazilian Keratin Therapy 30 Day Smoothing Treatment, \$15. It has keratin and coconut oil to relax curls and defrizz for an entire month.

Jenna Menard

www.art-dept.com

Art Department

beauty special

WARM AND UNFUZZY

A summer cure for the frizzies: Apply a hair mask (we like Carol's Daughter Monoi Hair Repairing Mask, \$28), and go relax outdoors. The heat opens up hair's cuticles, so your conditioner sinks in more deeply.



Jenna Menard

www.art-dept.com

Art Department

BEAUTY

GRACE, DARLING?

Blond, ebenmäßig, edel: Grace Kelly ist noch immer der Inbegriff klassischer Schönheit. Wie sie sich wohl heute schminken würde? Wir haben Jenna Menard, internationale Make-up-Artistin bei Clinique, gebeten, eine exklusive Neuauflage zu schaffen

FOTOS: MARKUS JANS
PRODUKTION: JULIA KRAUSE

THEATRALISCHE BRAUEN ZU MATT-ROTEN LIPPEN
Jenna Menard erklärt den Look: „Hier verstärke ich die natürliche Brauenform mit einem Brauenstift und verlängere den Schwung nach außen – das ist für mich typisch Grace Kelly.“ Mit einem schwarzen Flüssig-Liner zieht Jenna dicht am oberen und unteren Wimpertrand eine sehr feine Linie, die in den Augenwinkeln unverbunden bleibt. Die Lippen schminkt sie in mattem, satz glänzendem Rot, das Wangen in Pink. Zum Hochglanz tuscht sie die Wimpern schwarz und lackiert die Nägel braunrot.

114 GLAMOUR

KLEID: ERDMAR, OHRRINGE: MARY

Jenna Menard

www.art-dept.com

Art Department



TAUPE- LIDSCHATTEN ZU LÄSSIGEM ORANGE

„Als Basis gebe ich aufs gesamte Lid bis fast unter die Braue fliederfarbenen Lidschatten. Für die spezielle Tiefe der Augenkontur verteile ich Lidschatten in Taupe in mehreren Schichten über der Lidfalte“, erklärt Jenna Menard. Anschließend gibt sie braunen Kajal unters Auge und tuscht die Wimpern schwarz. Als frischen Kontrast pudert sie unterhalb der Wangenknochen orangefarbenes Rouge und schminkt die Lippen im gleichen Ton.

KLEID UND OHRRINGE: JENNY PACKHAM; STYLIST: KATIE FELSTEAD; MODEL: EMILY/HOMEN; HAAR: HELENE BIDARD/ARTLIST; MAKE-UP: JENNA MENARD; MANIKÜRE: LAURA FORGET/ARTLIST; PRODUKTIONSFIRMA: JPFS

Jenna Menard

www.art-dept.com

Art Department



Jenna Menard

www.art-dept.com

Art Department



Jenna Menard

www.art-dept.com

Art Department



Jenna Menard

www.art-dept.com

Art Department



Jenna Menard

www.art-dept.com

Art Department



**2009
BEST
Beauty
TRENDS**

52 ways to look gorgeous!

Amazing skin secrets? Check. Tips for lovely makeup? You bet. Hair helpers for any type? You're in luck! SELF's beauty team found the year's top be-your-prettiest trends. Our job was to compile this list. Yours? Be adventurous and get set to uncover an even more beautiful you. (If that's possible!)

**TRY ON
THESE LOOKS!**
To see how these trends work for you, go to DailyMakeover.com/self. Upload a photo of yourself, then virtually test-drive some of the colors, cuts and styles on these pages. It's free!

Why the big smile? These trends are totally wearable and look great on everyone (not just models!). For clues on how to make them your own, turn the page.

Jenna Menard

www.art-dept.com

Art Department

2008
BEST
Beauty
TRENDS



You skip Lower eyelids
Why you shouldn't The skin around eyes is the thinnest and usually the first place to wrinkle from sun. It needs extra coverage.
Cover with Water-resistant (and sting-free) Azur Skin SPF 30 Moisturizer for Face & Eyes, \$30

You skip Ears
Why you shouldn't "We've seen an increase in squamous cell carcinoma on ears," says Jeffrey Dover, M.D., a dermatologist in Chestnut Hill, Massachusetts.
Cover with Waxy Neutrogena Healthy Defense Sunblock Stick SPF 30, \$7.

You skip Lips
Why you shouldn't Glosses can make more rays penetrate through skin, increasing your chance of damage, says Christine Brown, M.D., a dermatologist in Dallas. Opt for a nonreflective balm on lips instead.
Cover with Protective VMV Hypoallergenic Armada Lip Balm SPF 60, \$25. The formula locks to lips but doesn't feel chalky.

SPF everywhere!
Prone to skipping sunscreen on tricky zones? You'll have no more excuses with the latest shields for every area.

Jenna Menard

www.art-dept.com

Art Department



Whenever you go for glitz on your eyes, strike a balance by keeping the rest of your makeup soft—say, by smoothing a raspberry stain on lips (not super sparkly gloss) and a translucent rose-tinted cream blush.

Styling: Robin Page; hair: Kevin Woon for Woon NY; makeup: Jenna Menard for Dior Cosmetics; manicure: Liang for Warren Tricomi Management; Still lifes: Lucas Visser. See Get-It Guide.

Jenna Menard

www.art-dept.com

Art Department



Prevent fine strands and short styles from wilting by placing a thin, fête-worthy headband about 2 inches from your hairline (or just past the start of bangs). Gently tease strands directly behind it with a small comb to create volume that won't budge.



AvonFoundation.org raises awareness and funds for breast cancer research and to combat domestic violence.

Jenna Menard

www.art-dept.com

Art Department




Soothe your lips' thin skin with softening balms that have oils such as jojoba.

Jenna Menard

www.art-dept.com

Art Department




CLEAR WINNER

Water makes up about 60 percent of your body, so it's one key to healthy cell function and a dewy complexion. Apply cream to damp skin to lock in moisture.

Jenna Menard

www.art-dept.com

Art Department



Jenna Menard

www.art-dept.com

Art Department



Jenna Menard

www.art-dept.com

Art Department



Jenna Menard

www.art-dept.com

Art Department



Jenna Menard

www.art-dept.com

Art Department



Jenna Menard

www.art-dept.com

Art Department



Jenna Menard

www.art-dept.com

Art Department



Jenna Menard

www.art-dept.com

Art Department



Jenna Menard

www.art-dept.com


Art Department



Jenna Menard

www.art-dept.com

Art Department



Jenna Menard

www.art-dept.com

Art Department



Jenna Menard

www.art-dept.com